

A $(1 + \varepsilon)$ -Embedding of Low Highway Dimension Graphs into Bounded Treewidth Graphs*

Andreas Emil Feldmann^{†1}, Wai Shing Fung², Jochen Köneemann^{‡2}, and Ian Post²

¹KAM, Charles University, Prague CZ, feldmann.a.e@gmail.com

²Department of Combinatorics and Optimization, University of Waterloo, CA,
[wsfung,jochen}@uwaterloo.ca](mailto:{wsfung,jochen}@uwaterloo.ca), ian@ianpost.org

Abstract

Graphs with bounded *highway dimension* were introduced by Abraham et al. [SODA 2010] as a model of transportation networks. We show that any such graph can be embedded into a distribution over bounded treewidth graphs with arbitrarily small distortion. More concretely, given a weighted graph $G = (V, E)$ of constant highway dimension, we show how to randomly compute a weighted graph $H = (V, E')$ that distorts shortest path distances of G by at most a $1 + \varepsilon$ factor in expectation, and whose treewidth is polylogarithmic in the aspect ratio of G . Our probabilistic embedding implies quasi-polynomial time approximation schemes for a number of optimization problems that naturally arise in transportation networks, including Travelling Salesman, Steiner Tree, and Facility Location.

To construct our embedding for low highway dimension graphs we extend Talwar’s [STOC 2004] embedding of low doubling dimension metrics into bounded treewidth graphs, which generalizes known results for Euclidean metrics. We add several non-trivial ingredients to Talwar’s techniques, and in particular thoroughly analyse the structure of low highway dimension graphs. Thus we demonstrate that the geometric toolkit used for Euclidean metrics extends beyond the class of low doubling metrics.

1 Introduction

In [14, 15], Bast et al. studied shortest-path computations in road networks and observed that such networks are highly structured: there is a sparse set of *transit* or *access* nodes such that when travelling from any point A to a distant location B along a shortest path, one will visit at least one of these nodes. The authors presented a shortest-path algorithm (called *transit node routing*) that capitalizes on this structure in road networks and demonstrated experimentally that it improves over previously best algorithms by several orders of magnitude. Motivated by Bast et al.’s work (among others), Abraham et al. [1, 2, 3] introduced a formal model for transportation networks and defined the notion of *highway dimension*. Informally speaking, an edge-weighted graph $G = (V, E)$ has small *highway dimension* if, for any *scale* $r \geq 0$ and for all vertices $v \in V$, shortest paths of length at least r that are close (in terms of r) to v are *hit* by a small set of *hub* vertices. In the

*All authors of this paper were supported by NSERC’s Discovery Grant Program

[†]Supported by ERC Starting Grant PARAMTIGHT (No. 280152), and by project CE-ITI (GAČR no. P202/12/G061) of the Czech Science Foundation.

[‡]Supported by the Hausdorff Research Institute for Mathematics and the Research Institute for Discrete Mathematics in Bonn, Germany

following formal definition, if $\text{dist}(u, v)$ denotes the shortest-path distance between vertices u and v , let $B_r(v) = \{u \in V \mid \text{dist}(u, v) \leq r\}$ be the *ball* of radius r centred at v . We will also say that a path P *lies inside* $B_r(v)$ if all its vertices lie inside $B_r(v)$.

Definition 1.1. The *highway dimension* of a graph G is the smallest integer k such that, for some universal constant $c \geq 4$, for every $r \in \mathbb{R}^+$, and every ball $B_{cr}(v)$ of radius cr , there are at most k vertices in $B_{cr}(v)$ hitting all shortest paths of length more than r that lie in $B_{cr}(v)$.

Rather than working with the above definition directly, we often consider the closely related notion of *shortest path covers* (also introduced in [1]).

Definition 1.2. For a graph G and $r \in \mathbb{R}^+$, a *shortest path cover* $\text{SPC}(r) \subseteq V$ is a set of *hubs* that intersect all shortest paths of length in $(r, cr/2]$ of G . Such a cover is called *locally s -sparse* for scale r , if no ball of radius $cr/2$ contains more than s vertices from $\text{SPC}(r)$.

In particular, a graph with highway dimension k can be seen to have a *locally k -sparse* shortest path cover for any scale r [1] (using the same constant c in Definition 1.1 and Definition 1.2). In both definitions above, Abraham et al. [1] specifically chose $c = 4$ but also note that this choice is, to some extent, arbitrary. In the present paper, the flexibility of being able to choose a slightly larger value of c is crucial as we will explain shortly. In the following, we will let $\lambda = c - 4$ and call it the *violation* of Abraham et al.’s original definition. While we believe that a small positive violation does not stray from the intended meaning of highway dimension, we also point out that there are graphs whose highway dimension is highly sensitive to the value of c , as we explain in Section 9. Hence this is not an entirely innocuous change.

Abraham et al. [1, 2, 3] focused on the shortest-path problem and formally investigated the performance of various prominent heuristics as a function of the highway dimension of the input graph. They also pointed out that, “conceivably, better algorithms for other [optimization] problems can be developed and analysed under the small highway dimension assumption”. This statement is the starting point of this paper.

We study three prominent NP-hard optimization problems that arise naturally in transportation networks: *Travelling Salesman*, *Steiner Tree* and *Facility Location* (see Section 8 for formal definitions). Each of these was first studied in the context of transportation networks, and as we will show they admit quasi-polynomial time approximation schemes (QPTASs) on graphs with bounded highway dimension. Our work thereby provides a complexity-theoretic separation between the class of low highway dimension graphs and general graphs, in which the aforementioned problems are APX-hard [23, 25, 29].

Technically, we achieve the above results by employing the powerful machinery of metric space embeddings [12, 26]. Specifically, for any $\varepsilon > 0$ we probabilistically compute a low-treewidth graph H on the same vertex set as the input graph G such that the shortest-path distance between any two vertices in H is lower bounded by their distance in G , and, in expectation, upper bounded by $1 + \varepsilon$ times their distance in G . The latter factor by which the distances are bounded from above is called the *distortion* or *stretch* of the embedding H (see Section 2 for formal definitions). The following is the main result of this paper, where the *aspect ratio* is the maximum distance of any two vertices divided by the minimum distance between any vertices.

Theorem 1.3. *Let G be a graph with highway dimension k of violation $\lambda > 0$, and aspect ratio α . For any $\varepsilon > 0$, there is a polynomial-time computable probabilistic embedding H of G with treewidth $(\log \alpha)^{O(\log^2(\frac{k}{\varepsilon\lambda})/\lambda)}$ and expected distortion $1 + \varepsilon$.*

Low highway dimension graphs do not exclude fixed-size minors and therefore do not have low treewidth [35]: the complete graph on vertices $\{1, \dots, n\}$ where each edge $\{i, j\}$ with $i > j$ has

length c^i , has highway dimension 1. The example also shows that the aspect ratio of a low-highway dimension graph can be exponential. Using standard techniques, we will show that the aspect ratio may be assumed to be polynomial for our considered problems when aiming for $1 + \varepsilon$ approximations. Existing algorithms for bounded treewidth graphs [6, 16] then imply QPTASs on graphs with constant highway dimension (see Section 8 for more details).

While Travelling Salesman, Facility Location, and Steiner Tree are APX-hard in general graphs, improved algorithms are known in special cases. For example, polynomial time approximation schemes (PTASs) for all three of these problems are known if the input metric is low-dimensional Euclidean or planar [5, 7, 9, 16, 18, 31, 34]. Talwar [38] also showed that the work in [7, 9, 34] extends (albeit with quasi-polynomial running time) to low *doubling dimension* metrics. Bartal et al. [13] later presented a PTAS for Travelling Salesman instances in this class.

The concept of doubling dimension was studied by Gupta et al. [30], and captures metrics that have *bounded growth*. Formally, a metric space (X, dist) has doubling dimension d if d is the smallest number such that every ball of radius $2r$ is contained in the union of 2^d balls of radius r . The class of constant doubling dimension metrics strictly generalizes that of Euclidean metrics in constant dimensions. Doubling dimension and highway dimension (as defined here) are incomparable metric parameters, however: Abraham et al. [1] noted that grids have doubling dimension 2 but highway dimension $\Theta(\sqrt{n})$, while stars have doubling dimension $\Theta(\log n)$ and highway dimension 1.

We briefly note here that there are alternative definitions of highway dimension (see Section 9 for a detailed discussion). In particular, the more restrictive definition in [3] *implies* low doubling-dimension, and hence Talwar [38] readily yields a QPTAS for the optimization problems we study. Our choice of definition is deliberate, however, and motivated by the fact that Definition 1.1 captures natural transportation networks that the more restrictive definition does not. For instance, typical *hub-and-spoke* networks used in air traffic models are non-planar and have high doubling dimension, since they feature high-degree stars. This immediately renders them incompatible with the highway dimension definition in [3]. Nevertheless they have low highway dimension by Definition 1.1, since the airports act as hubs, which become sparser with growing scales as longer routes tend to be serviced by bigger airports. We also prove in Section 9 that our definition is a strict generalization of the one in [3]: any graph with highway dimension k according to [3] has highway dimension $O(k^2)$ according to Definition 1.1, while a corresponding lower bound is not possible in general.

Our results not only provide further evidence that the highway dimension parameter is useful in characterizing the complexity of graph theoretic problems in combinatorial optimization. Importantly, they also show that the geometric toolkit of [7, 9, 34] extends beyond the class of low doubling dimension metrics, since the proof of Theorem 1.3 heavily relies on the embedding techniques proposed in [38].

1.1 Our techniques

The embedding constructed in the proof of Theorem 1.3 heavily relies on previous work by Talwar [38] but needs many non-trivial new ideas, a few of which we sketch here.

Talwar’s embedding algorithm first computes a so called *split-tree decomposition*, a certain laminar family of subsets of the set X of points underlying the given metric space. Initially, this family contains just one element, the set X itself. In each step, the algorithm picks a non-singleton leaf C of the family, partitions it into sets C_1, \dots, C_q of random diameter roughly half of that of C , and adds these to the family. The algorithm continues until all the leaves in the family are singletons. An element C of the computed decomposition is commonly referred to as a *cluster*.

Each cluster C of the split-tree decomposition is associated with a set of *net points*; net points are well spaced in C , and each point in C is close to at least one of these. For each cluster, only the

edges between the net points of its child clusters are kept to form the embedding. The shortest path between two points can then be approximated by a path that exits each cluster only via the net points. The error introduced due to the shifting of points on a path to net points, as well as the total distortion, can be bounded as the sum of errors over all levels of the split-tree decomposition. In the tree decomposition (see Section 2 for formal definitions) of the resulting embedding, each bag corresponds to a cluster and consists of the net points of its child clusters. Using the bounded doubling dimension assumption, the number of child clusters and number of net points per cluster can be bounded by constants depending on the doubling dimension and the desired stretch. This in turn bounds the embedding’s treewidth.

We want to construct a similar recursive decomposition for metrics with low highway dimension, but this turns out to be non-trivial. In order to obtain a decomposition we observe that the hubs in the shortest path cover induce a natural clustering of the vertices in G for any scale r (see Figure 1). Each vertex $v \in V$ whose distance from any hub is larger than $2r$ is said to belong to a *town* that is contained in the ball of radius r centered at v . All vertices that are not part of a town (and hence at distance no more than $2r$ from some hub) are said to be part of the *sprawl*. We will show that towns are nicely separated from other towns and the sprawl and that the degree of separation is highly sensitive to the choice of c in Definition 1.1. It turns out that choosing $c = 4$ yields a separation that is just barely too small.

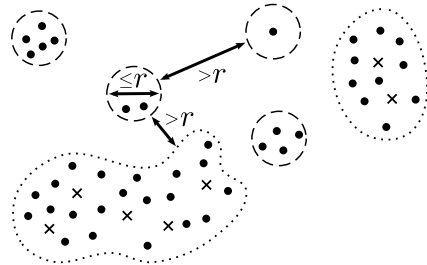


Figure 1: The sprawl (enclosed by dotted lines) contains vertices close to hubs (crosses). Each town (dashed circles) has small diameter and is far from other vertices.

Based on this clustering, we compute a hierarchical decomposition of the graph that we call the *towns decomposition*. It is a laminar family of towns and recursively separates the graph into towns of decreasing scales, and our embedding is computed recursively on this decomposition. The towns decomposition is analogous to the quad-tree decomposition in PTASs for Euclidean metrics [7, 8, 9, 10] or the split-tree decomposition for low doubling dimension metrics [38], though the particulars differ greatly. At a high level, towns look similar to clusters in Talwar’s split-tree decomposition. However, while in Talwar’s split-tree decomposition, clusters have a relatively small number of child clusters, towns can contain a very large number of child towns. As it turns out, however, these child towns are connected through hubs of higher scales, which can be chosen in a way such that they have bounded doubling dimension. We can therefore apply Talwar’s decomposition technique to these connecting hubs. We then recursively construct a low treewidth embedding for each child town and attach these embeddings to the embedding of the connecting hubs. The details are described in Section 4.

The most intricate part of our result is to prove low doubling dimension of these “connecting hubs”, which are chosen as follows. We prove that to preserve all distances within a town T it suffices to connect embeddings of T ’s child towns in the towns decomposition via a carefully chosen set of so-called *core hubs* within T . To prove low doubling dimension, the general idea is to rely on the local sparsity of the shortest path covers (see Figure 2): by definition, the core hubs lie in the sprawls of various scales, and for scale r the sprawl can be covered by balls of radius $2r$ around the hubs of the shortest path cover. In a low highway dimension graph, any ball B of radius $cr/2$ contains only a small number of hubs. Hence, to bound the doubling dimension, we attempt to use these hubs as centers of balls of smaller radius to cover the core hubs. These balls have radius $2r < cr/2$, and hence this scheme can be applied recursively in order to cover the core hubs in B with balls of half the radius. Several issues arise with this approach though. For instance, part of the sprawl for scale r in B might be covered by balls centered at hubs outside of B . However a key

insight of our work is that in fact the number of hubs in the *vicinity* of a ball is also bounded when using [Definition 1.1](#) for the highway dimension (see [Lemma 6.2](#)).

Another obstacle when trying to bound the doubling dimension of the core hubs is that, unlike the nets in Talwar’s split-tree decomposition, the hubs do not form a hierarchy, i.e., a hub at some scale may not be a hub at a lower scale. Nevertheless, we show that core hubs at different scales can be *aligned*: they can be shifted slightly in order to obtain a nested structure. We are able to show that this alignment process does not affect the target stretch of our embedding and, most importantly, ensures that the resulting set of *approximate core hubs* within T has small doubling dimension. We may thus apply Talwar’s [\[38\]](#) embedding of low doubling dimension metrics into bounded treewidth graphs to the approximate core hubs.

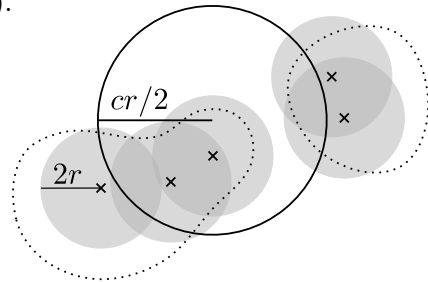


Figure 2: The sprawl (enclosed by dotted lines) intersecting a ball B of radius $cr/2$ (black) can be recursively covered by balls of radius $2r$ (grey) centered at hubs on scale r (crosses). For this the number of hubs in the vicinity of B needs to be bounded.

1.2 Related work

The highway dimension concept was introduced by Abraham et al. [\[1\]](#) who showed that the efficiency of certain shortest-path heuristics can be explained with this parameter. Follow-up papers [\[2, 3\]](#) introduced alternative definitions and showed that it is possible to approximate the highway dimension k within an $O(\log k)$ factor assuming that shortest paths are unique. For the p -Center problem the embedding techniques given in this paper are not applicable since the objective function is non-linear. Instead, in [\[27\]](#) a parameterized approximation for this problem on low highway dimension graphs is presented. Bauer et al. [\[17\]](#) show that for any graph G there exist edge lengths such that the highway dimension is $\Omega(\text{pw}(G)/\log n)$, where $\text{pw}(G)$ is the pathwidth of G . Also Kosowski and Viennot [\[32\]](#) consider the highway dimension and compare it to the related skeleton dimension.

In the seminal work of Bartal [\[11, 12\]](#) it was shown that any graph can be embedded into a distribution over trees with an expected polylogarithmic stretch. The stretch bound was later improved to $O(\log n)$ by Fakcharoenphol et al. [\[26\]](#), which is the best possible. These techniques led to the embedding of low doubling dimension metrics into bounded treewidth graphs by Talwar [\[38\]](#), which forms a major ingredient in our result. Another generalization is that of Chan and Gupta [\[22\]](#), who showed how to embed a metric of low correlation dimension into a metric of bounded treewidth. It is worth noting that the highway dimension cannot be bounded in terms of the correlation dimension (due to the complete graph example described above). In terms of lower bounds, there are graphs [\[20, 21\]](#) with treewidth t , which cannot be embedded into distributions over graphs excluding minors of size $t - 1$, without incurring an expected stretch of $\Omega(\log n)$. The authors also show that embeddings of planar graphs into bounded treewidth graphs must incur logarithmic distortions.

2 Embeddings for low doubling dimension metrics

Next we formally define the treewidth and summarize the properties of Talwar’s [\[38\]](#) embedding for low doubling dimension metrics that we require for our construction. More details will be given in [Section 5](#), which are needed for the analysis of the stretch of our embedding.

Let $G = (V, E)$ be a graph. For $u, v \in V$ we denote the length of the shortest path between u and v by $\text{dist}(u, v)$ and the distance between two sets $S, T \subset V$ by $\text{dist}(S, T) = \min_{u \in S, v \in T} \text{dist}(u, v)$. If the metric used for distances is ambiguous we specify the graph in the subscript, such as $\text{dist}_G(u, v)$

or $\text{dist}_H(u, v)$. The diameter $\text{diam}(\cdot)$ of a graph or set of vertices is the maximum distance between any two vertices. The *treewidth* of a graph measures how close the graph is from being a tree. A *tree decomposition* of G consists of a tree T whose vertices are labelled by subsets of V that are commonly referred to as *bags*. We will often identify the bags with the vertices of the tree and talk about a “tree of bags”. Bags satisfy certain structural properties as is formalized in the following definition.

Definition 2.1. A *tree decomposition* D of a graph $G = (V, E)$ is a tree T each of whose vertices v are labelled by a bag $b_v \subseteq V$ of vertices of G . We require the following properties:

- (a) $\bigcup_{v \in V(T)} b_v = V$,
- (b) for every edge $\{u, w\} \in E$ there is a vertex $v \in V(T)$ such that b_v contains both u and w , and
- (c) for every $v \in V$ the set $\{u \in V(T) : v \in b_u\}$ induces a connected subtree of T .

The *width* of the tree decomposition is $\max\{|b_v| - 1 : v \in V(T)\}$. The *treewidth* of a graph G is the minimum width among all tree decompositions for G .

To construct our embedding we will mainly focus on the shortest path metric of the graph G . We let the distance function of every considered metric be the function $\text{dist}(\cdot, \cdot)$ of the underlying graph. Though the treewidth is a property of a graph’s edge set, whereas doubling dimension is a property of the metric it defines, Talwar [38] shows that low doubling dimension graphs can be approximated to within $1 + \varepsilon$ by bounded treewidth graphs. Formally this means the following.

Definition 2.2. Let (X, dist) be a metric, and \mathcal{D} be a distribution over metrics (X, dist') . If for all $x, y \in X$, $\text{dist}(x, y) \leq \text{dist}'(x, y)$ for each $\text{dist}' \in \mathcal{D}$, and $\mathbf{E}_{\text{dist}' \in \mathcal{D}}[\text{dist}'(x, y)] \leq a \cdot \text{dist}(x, y)$, then \mathcal{D} is an *embedding* with (expected) *stretch* or *distortion* a . If every $\text{dist}' \in \mathcal{D}$ is the shortest path metric of some graph class \mathcal{G} , then \mathcal{D} is a (*probabilistic*) *embedding into* \mathcal{G} .

The main result of Talwar [38] that we use for our embedding of low highway dimension graphs into bounded treewidth graphs, is the following.

Theorem 2.3 ([38]). *Let (X, dist) be a metric with doubling dimension d and aspect ratio α . For any $\varepsilon > 0$, there is a polynomial-time computable probabilistic embedding H of (X, dist) with treewidth $(d \log(\alpha)/\varepsilon)^{O(d)}$ and expected distortion $1 + \varepsilon$.*

As described in the introduction, Talwar’s embedding employs a randomized *split-tree* decomposition, which is a hierarchical decomposition of the vertices X of a metric into *clusters* of smaller and smaller diameter. A cluster is a subset of X , which is partitioned into clusters of at most half the diameter on the next lower level, so that the highest cluster is X itself and the lowest ones are individual vertices. The geometrically decreasing diameters of the levels are set according to a random variable. Each level of this hierarchy is associated with an index. Our construction of the embedding for low highway dimension graphs also has levels associated with indices, but these have different growth rates. To avoid confusion we will denote the levels of Talwar’s split-tree decomposition with indices \bar{i}, \bar{j} , etc., and ours with indices i, j etc.

The tree decomposition constructed from the split-tree has a bag for each cluster. The tree on the bags exactly corresponds to the split-tree. Each bag contains a coarse set of points of the cluster. More concretely it contains a *net*, defined as follows.

Definition 2.4. For a metric (X, dist) , a subset $Y \subseteq X$ is called a δ -*cover* if for every $u \in X$ there is a $v \in Y$ such that $\text{dist}(u, v) \leq \delta$. A δ -*net* is a δ -cover with the additional property that $\text{dist}(u, v) > \delta$ for all vertices $u, v \in Y$.

For a cluster C on level \bar{i} the corresponding bag contains a $\Theta(\varepsilon 2^{\bar{i}}/(d \log \alpha))$ -net of C . For every bag b the graph embedding contains a complete graph on the nodes in b with edge lengths corresponding to distances in the metric. The net in each bag serves as a set of *portals*, through which connections leaving the cluster are routed, analogous to those in [8].

3 Properties of low highway dimension graphs

We assume w.l.o.g. that every shortest path in our input graph is unique by slightly perturbing edge lengths. This allows us to compute locally $O(k \log k)$ -sparse shortest path covers in polynomial time [2] (or locally k -sparse covers in time $n^{O(k)}$). We show in Section 9 that computing the highway dimension is NP-hard even for graphs with unit edge lengths, so in general approximations are needed.

An important observation is that the vertices of low highway dimension graphs are grouped together in all regions that are far from the hubs. This gives rise to our main observation on the structure of low highway dimension graphs, as summarized in the following definition: for any scale the vertices are partitioned into one *sprawl* and several *towns* with large separations in between.

Definition 3.1. Given a shortest path cover $\text{SPC}(r)$ for scale r , for any vertex $v \in V$ such that $\text{dist}(v, \text{SPC}(r)) > 2r$, we call the set $T = \{u \in V \mid \text{dist}(u, v) \leq r\}$ a *town* for scale r . The *sprawl* for scale r is the set of all vertices that are not in towns.

Note that the vertices of the sprawl are at most $2r$ away from a hub, but there can be vertices in towns that are closer than $2r$ to some hub, as long as the town has some other vertex that is farther away. Note also that the towns are defined with respect to a shortest path cover $\text{SPC}(r)$, and using two distinct shortest path covers will not always result in the same set of towns. We will fix an inclusion-wise minimal shortest path cover $\text{SPC}(r)$ for any scale r and only consider towns with respect to this cover. We summarize the basic properties of towns below.

Lemma 3.2. *Let T be a town of scale r . Then $\text{diam}(T) \leq r$ and $\text{dist}(T, V \setminus T) > r$. For any vertex v of the sprawl of scale r , $\text{dist}(v, \text{SPC}(r)) \leq 2r$.*

Proof. The bound on the distance from any vertex of the sprawl to the nearest hub follows immediately from the definition of the towns. To prove that the diameter of a town T is at most r , assume there are vertices $u, w \in T$ such that $\text{dist}(u, w) > r$. By Definition 3.1 we know there is a vertex $v \in T$ such that $\text{dist}(u, v) \leq r$ and $\text{dist}(w, v) \leq r$, so that $\text{dist}(u, w) \leq 2r$. This means that the length of the shortest path between u and w lies in the interval $(r, cr/2]$, as by Definition 1.1 the constant c defining $\text{SPC}(r)$ is at least 4. In particular, there is a hub $h \in \text{SPC}(r)$ that lies on this shortest path. Assume w.l.o.g. that h is closer to w than to u , so that $\text{dist}(h, w) \leq r$. But then, $\text{dist}(h, v) \leq \text{dist}(h, w) + \text{dist}(w, v) \leq 2r$, which contradicts $\text{dist}(v, \text{SPC}(r)) > 2r$.

Similarly, we can prove that the distance of any vertex u of a town T to any vertex w outside of T is more than r . Consider again the vertex $v \in T$ given by Definition 3.1, for which $\text{dist}(u, v) \leq r$, $\text{dist}(w, v) > r$, and $\text{dist}(v, \text{SPC}(r)) > 2r$. If we assume that $\text{dist}(w, u) \leq r$, then from the first distance bound for u and v we get $\text{dist}(w, v) \leq 2r$. Together with $\text{dist}(w, v) > r$, this means that the length of the shortest path P between w and v lies in the interval $(r, cr/2]$, as by Definition 1.1 $c \geq 4$. Hence there is a hub $h \in \text{SPC}(r)$ on P that is at most as far from v as w is, i.e. $\text{dist}(v, h) \leq 2r$. However this contradicts $\text{dist}(v, \text{SPC}(r)) > 2r$. \square

We will exploit the structure given by Lemma 3.2 for growing scales to construct our embedding. More concretely, we will consider scales $r_i = (c/4)^i$ for values $i \in \mathbb{N}_0$ and call i the *level* of the sprawl,

towns, and shortest path cover of scale r_i . We choose our scales in this way since $2r_i = cr_{i-1}/2$. As a consequence, a ball of radius $2r_i$ around a hub of level i that covers part of the sprawl contains at most s hubs of the next lower level $i - 1$ if the shortest path covers are locally s -sparse. We will exploit this in our analysis in order to bound the treewidth of our embedding.

Note that the scales are monotonically non-increasing if we choose $c \leq 4$. As we shall see, positive scale-growth is essential, however, for our algorithm as it allows us to argue that any two disjoint towns are sufficiently separated.

Throughout this paper we will assume that the shortest path covers are inclusion-wise minimal. By scaling we can assume that the shortest distance between any two vertices is slightly more than $c/2$. Hence $\text{SPC}(r_0) = \emptyset$ since there are no paths of length in $(r_0, cr_0/2]$. In particular this means that on level 0 there is no sprawl, and each vertex forms a singleton town. The highest level we consider is $m = \lceil \log_{c/4} \text{diam}(G) \rceil$. At this level $\text{SPC}(r_m) = \emptyset$ and hence the whole vertex set V of the graph is a town.

We show next that towns of different levels form a laminar family \mathcal{T} . Due to this laminar structure of towns we will use tree terminology such as *parents*, *children*, *siblings*, *ancestors*, and *descendants* of towns in \mathcal{T} . Note that these family relations are with respect to the laminarity of \mathcal{T} and not the levels on which towns exist. The *root* of the laminar family is the highest level town V .

Lemma 3.3. *Given a graph G , the set $\mathcal{T} := \{T \subseteq V \mid T \text{ is a town on level } i \in \mathbb{N}_0\}$ forms a laminar family. Furthermore, any town $T \in \mathcal{T}$ on level i either has 0 or at least 2 child towns, and in the latter case these are towns on levels below i .*

Proof. Assume \mathcal{T} is not laminar, in which case there are two towns T_1 and T_2 in \mathcal{T} that cross, i.e., all of the sets $T_1 \cap T_2$, $T_1 \setminus T_2$, and $T_2 \setminus T_1$ are non-empty. Assume that T_1 is a town of level i , while T_2 is a town of level $j \geq i$. Let v and w be two vertices of T_1 such that $v \in T_2$ but $w \notin T_2$. By Lemma 3.2, $\text{dist}(v, w) \leq \text{diam}(T_1) \leq r_i$ and $\text{dist}(v, w) \geq \text{dist}(T_2, V \setminus T_2) > r_j \geq r_i$ —a contradiction.

For the second part, let T be a town in the set \mathcal{T} with a child T' . Note that $T \setminus T' \neq \emptyset$, while every vertex is a town on level 0. So there must be another town that is a child of T . Now assume there is a town T on level i with a child town T' on level $j \geq i$. By Lemma 3.2, the diameter of T is at most r_i , and any other child town of T must be at distance more than $r_j \geq r_i$ from T' . This would mean that T only has one child town—a contradiction. \square

The above lemma proves that the following procedure has a well-defined output: starting with a town T on some level i , repeatedly remove child towns on level $i - 1$ until only the sprawl remains. Continue by removing all towns on level $i - 2$, $i - 3$, etc. from the remaining nodes until all nodes have been removed. Then recurse on each of the removed child towns.

Starting the decomposition with town G on level $\log_{c/4} \text{diam}(G)$, we refer to the resulting laminar family \mathcal{T} as the *towns decomposition* of G . Note that \mathcal{T} partitions every town $T \in \mathcal{T}$, and although T appears once in \mathcal{T} , T can be a town on multiple levels of the shortest path covers, if it is a town with respect to both $\text{SPC}(r_i)$ and $\text{SPC}(r_{i+1})$. From now on we will consider the graph metric (V, dist_G) induced by G instead of G itself. All properties of towns and sprawl, such as given by Lemma 3.2 and 3.3, are still valid in the metric.

4 Constructing the embedding

We now describe our algorithm in more detail. PTASs for Euclidean and low doubling metrics [8, 38] use hierarchical decompositions coupled with a small number of “portal” nodes: paths leaving a cluster in the decomposition must do so via an appropriate portal, resulting in a small “interface” between distinct clusters in the decomposition. Intuitively, the hubs are natural choices for portals,

since long paths through some ball must pass through a hub. However problems crop up almost immediately because hubs are not guaranteed to be well-spaced or consistent between levels, and although all long paths through a ball may be hit by portals, there may be many short paths that go nowhere near one.

We overcome these difficulties by exploiting the properties of the towns decomposition. [Lemma 3.2](#) guarantees that towns are isolated from both each other and the sprawl. Consequently, any approximate shortest path between nodes in a town must remain within that town. The embedding is constructed recursively on the metric using the structure of the towns decomposition \mathcal{T} . That is, for a town $T \in \mathcal{T}$ we assume that we have already computed an embedding (and accompanying tree decomposition) with expected stretch $1 + \varepsilon$ for each child town of T . We then connect these embeddings so that distances between them are preserved within a $1 + \varepsilon$ factor in expectation. This gives an embedding for T and, since V itself is the root of the towns decomposition, eventually yields an embedding for G .

The key insight that lets us connect the child towns of T is that there exists a set of so-called *approximate core hubs* X_T in T with low doubling dimension that can serve as the crossroads through which child towns connect. We will compute a low-treewidth embedding of the set X_T based on [Theorem 2.3](#) and connect the embeddings of the child towns to it. In particular, for every child town T' we will identify a bag b of the tree decomposition of X_T containing hubs that are close to T' . We call b the *connecting bag* of T' . The embedding of T is constructed by connecting every vertex in each child town to every hub in the corresponding connecting bag. As we show in [Section 5](#), this means that short connections between child towns can be routed directly through hubs in the connecting bags. Long connections on the other hand can be routed through the embedding of the core hubs X_T at only a small overhead.

The tree decomposition for T is constructed by connecting each tree decomposition $D_{T'}$ for a child town T' to the corresponding connecting bag b of the tree decomposition D_X for the hubs in X_T (lines 29 to 31 in [Algorithm 1](#)). Even though this yields a tree of bags containing all vertices of the town T , properties (b) and (c) of [Definition 2.1](#) might be violated by this initial attempt. As we will show in [Section 7](#), we need to make two modifications to the bags: first we need to add all vertices of b to each bag of $D_{T'}$. Since the treewidth of D_X is bounded by [Theorem 2.3](#), this does not increase the sizes of bags by much. Second, we also need to add all hubs of X_T within the child town T' to each bag of $D_{T'}$, as well as to b and all descendants of b in D_X . To bound the growth of the bags in this step, we need to bound the number of hubs in X_T in a child town T' , which we do in [Section 7](#).

The set X_T is an approximate hub set of T . To define the set properly we need some additional insights on the structure of hubs of different levels in T . The *core* of T is the intersection of sprawls formed by removing all child towns of T above a given level (c.f. [Figure 3](#)):

Definition 4.1. Let $T \in \mathcal{T}$ be a town on level j , and let S_i be the sprawl of V on level $i \leq j$. The *core* C_i of T on level i is inductively defined as follows: $C_j = T$, and $C_i = S_i \cap C_{i+1}$ for $i \leq j - 1$. The *core hubs* of T are given by the set $\bigcup_{i=1}^{j-1} C_i \cap \text{SPC}(r_i)$.

By this definition a town T on level j can be partitioned into its core on level i and its child towns on levels $\{i, \dots, j - 1\}$. Observe also that the set system $\{C_i\}_{i=0}^j$ given by the cores forms a

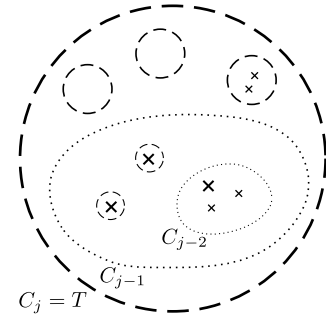


Figure 3: The cores of three different levels of town T (enclosed by dotted lines for levels $i < j$). Note that some hubs of level $j - 2$ (small crosses) lie in towns of level $j - 1$ (larger dashed circles), and these are not core hubs.

chain, i.e. $C_{i-1} \subseteq C_i$. Intuitively, the core hubs should have low doubling dimension: if the shortest path covers are locally s -sparse, then in a ball around a hub at level i there will be at most s hubs in that ball on level $i - 1$, and the balls of half the radius around these hubs cover the core on that level (cf. [Figure 2](#)). In fact one can show that the doubling dimension of the core hubs is fairly small but unfortunately not small enough for our purposes. In particular, we need the doubling dimension to be independent of the aspect ratio α of the metric. To circumvent this issue, roughly speaking, we shift each core hub so that it overlaps with lower level core hubs if possible, making the hubs nested to some degree. However, in order to preserve distances we will only shift them by at most an ε fraction. This shifting produces the set X_T of *approximate core hubs* of T , which we use to construct our core embedding. Note that we do not use the approximate core hubs X_T to define our towns decomposition, only to produce a low-treewidth core embedding (see lines 7 and 3 in [Algorithm 1](#)). We rely on the following non-trivial properties, which require an intricate proof provided in [Section 6](#).

Theorem 4.2. *Let \mathcal{T} be a towns decomposition of a graph of highway dimension k , given by locally s -sparse shortest path covers on all levels with violation $\lambda > 0$. For any town $T \in \mathcal{T}$ of a level j there exists a polynomially computable set of approximate core hubs $X_T \subseteq T$ such that*

- for any core hub $h \in C_i \cap \text{SPC}(r_i)$ of T on level $i \in \{1, \dots, j - 1\}$, there is a vertex $h' \in X_T$ with $\text{dist}_G(h, h') \leq \varepsilon r_i$, and
- the doubling dimension of X_T is $d = O(\log(\frac{ks \log(1/\varepsilon)}{\lambda})/\lambda)$.

From now on, we use d to denote the above doubling dimension bound for X_T . Our algorithm computes the low-treewidth embedding H_T of T by explicitly computing its tree-decomposition D_T . The latter is constructed by connecting the recursively computed tree decompositions $D_{T'}$ for child towns T' of T to the tree decomposition D_X of an embedding H_X for the metric induced by the approximate core hubs X_T . For this to work we need to make sure that the approximate core hubs contained in the same child town T' do not end up in different bags in the tree decomposition D_T of H_T . Our solution is to pick a representative core hub for each child town T' . Specifically, let $Y_T \subseteq X_T$ contain one arbitrary approximate core hub for each child town T' of T for which $T' \cap X_T \neq \emptyset$. We say that a vertex $v \in Y_T$ of a child town T' *represents* the nodes in $X_T \cap T'$ (including v itself). The sub-metric Y_T of X_T inherits the doubling dimension bound of [Theorem 4.2](#), since the doubling dimension of any sub-metric is at most twice the doubling dimension of the original metric. This was already noted in [\[30\]](#), and we give a formal proof of this fact in the following. We state this observation slightly more general than we need it here, as we will reuse it in [Section 6](#): in the next lemma the metric Z is not required to have bounded doubling dimension, but the premise is clearly fulfilled if it does.

Lemma 4.3. *Let (Z, dist) be a metric and $Z' \subseteq Z$. If for every ball $B_{2r}(v) \subseteq Z$ of radius $2r$ there are at most 2^δ balls $B_r(u_i) \subseteq Z$, with centers u_i and each with radius r , such that their union contains all vertices in $B_{2r}(v) \cap Z'$, then the doubling dimension of (Z', dist) is at most 2δ .*

Proof. Any ball in (Z', dist) corresponds to a ball in (Z, dist) with a center vertex in Z' . Pick a ball $B_{2r}(v) \subseteq Z$ with radius $2r$ and $v \in Z'$. For each of the 2^δ balls $B_r(u_i)$ that exist for $B_{2r}(v)$, there again are at most 2^δ balls $B_{r/2}(w_{ij}) \subseteq Z$ with radius $r/2$ whose union contains $B_r(u_i) \cap Z'$. Pick any vertex $w'_{ij} \in Z'$ (if any) in such a ball $B_{r/2}(w_{ij})$ and consider the ball $B_r(w'_{ij})$ of double the radius. This ball must contain $B_{r/2}(w_{ij})$. Doing this for all such balls $B_{r/2}(w_{ij})$ gives at most $2^{2\delta}$ balls, each with a center vertex in Z' , such that their union covers $B_{2r}(v) \cap Z'$. Hence the ball $B_{2r}(v) \cap Z'$ in (Z', dist) is covered by at most $2^{2\delta}$ balls in (Z', dist) by intersecting each of these balls in (Z, dist) with Z' . \square

By [Lemma 4.3](#) the doubling dimension of Y_T is at most $2d$, and so we can compute an embedding H_Y for the metric (Y_T, dist_G) with bounded treewidth by [Theorem 2.3](#). Given H_Y together with a tree decomposition D_Y we convert it into an embedding H_X of X_T together with a tree decomposition

Algorithm 1: Compute embedding H with tree decomposition D_H of graph G

```

1 for  $i = 0, \dots, \lceil \log_{c/4} \text{diam}(G) \rceil$  do
2    $\lfloor$  SPC( $r_i$ )  $\leftarrow$  locally  $O(k \log k)$ -sparse minimal shortest path cover // See [2]
3    $\mathcal{T} \leftarrow$  towns decomposition based on SPC( $r_i$ )
4    $(H, D_H) = \text{Embed}(V, \lceil \log_{c/4} \text{diam}(G) \rceil)$  // Recursively compute embedding  $H$  with
      tree decomposition  $D_H$ 
5 function  $\text{Embed}(T, j)$  // Low-treewidth embedding of town  $T$  at level  $j$ 
6   if  $j = 0$  then return  $(T, T)$  // A town is a singleton at level 0
7   Compute approximate core hubs  $X_T$  of  $T$  // According to Theorem 4.2
8    $\text{Towns} \leftarrow \emptyset$  // Set of embeddings of child towns of  $T$ 
9   for  $i = j - 1, \dots, 0$  do // Recurse on child towns
10    foreach child town  $T' \in \mathcal{T}$  of  $T$  on level  $i$  do
11       $(H_{T'}, D_{T'}) \leftarrow \text{Embed}(T', i)$ 
12      Add  $(H_{T'}, D_{T'}, i)$  to  $\text{Towns}$ 
      // Compute embedding  $H_X$  for  $X_T$  with tree decomposition  $D_X$ 
13    $Y_T \leftarrow$  one node in  $X_T \cap T'$  for each child town  $T'$  of  $T$  for which  $X_T \cap T' \neq \emptyset$ 
14    $(H_Y, D_Y) \leftarrow \text{Talwar}(Y_T, \varepsilon')$  // Embedding of  $Y_T$  with distortion  $1 + \varepsilon'$ 
15    $(H_X, D_X) \leftarrow$  expand each vertex in  $H_Y, D_Y$  into all hubs it represents in  $X_T$ 
16    $H_T \leftarrow H_X$  // Initially the embedding  $H_T$  of  $T$  is  $H_X$ 
17    $D_T \leftarrow D_X$  // Initially the tree decomposition  $D_T$  of  $T$  is  $D_X$ 
18    $\text{root}(D_T) \leftarrow \text{root}(D_X)$  // Set the root bag of the tree decomposition
19   foreach  $(H_{T'}, D_{T'}, i)$  in  $\text{Towns}$  do // Join towns to  $H_T$ 
      // Find the connecting bag  $b$  for  $T'$ 
20      $T'' \leftarrow$  closest sibling town to  $T'$  in  $T$ 
21      $i \leftarrow$  level for which  $\text{dist}_G(T', T'') \in (r_i, r_{i+1}]$ 
22      $h \leftarrow$  closest hub in  $X_T$  to  $T'$ 
23      $\bar{i} \leftarrow \lceil \log_2 r_i \rceil$ 
24      $\bar{j} \leftarrow$  highest level of  $D_X$ 
25      $C \leftarrow$  cluster containing  $h$  at level  $\bar{l} = \min\{\bar{j}, \bar{i} + \lceil \log_2(d/\varepsilon) \rceil\}$  in split-tree of  $X_T$ 
26      $b \leftarrow$  bag in  $D_X$  corresponding to cluster  $C$ 
      // Connect  $T'$  to  $X_T$  in the embedding
27     Add all vertices and edges of  $H_{T'}$  to  $H_T$ 
28     Add edge  $\{u, v\}$  with length  $\text{dist}_G(u, v)$  to  $H_T$  for each pair  $u \in T', v \in b$ 
      // Add  $D_{T'}$  to the tree decomposition  $D_T$  of  $H_T$ 
29     Merge  $D_{T'}$  and  $D_T$  by connecting  $\text{root}(D_{T'})$  with  $b$ 
30     Add all vertices of  $b$  to each bag of  $D_{T'}$ 
31     Add all hubs of  $X_T \cap T'$  to each bag of  $D_{T'}$ , and also to  $b$  and all descendants of  $b$ 
      in  $D_X$  (but not the descendants of  $b$  in  $D_T$  that are bags of some  $D_{T''}$  for some child
      town  $T'' \neq T'$  of  $T$ )
32   return  $(H_T, D_T)$ 

```

D_X by replacing a vertex $v \in Y_T$ with all approximate core hubs that v represents (see lines 13 to 15 in Algorithm 1). In particular, the tree decomposition D_X of H_X is obtained from the decomposition D_Y of H_Y by replacing $v \in Y_T$ with all the hubs it represents in each bag containing v . For every bag b of D_X the embedding H_X contains a complete graph on the vertices of b , where the length of an edge $\{u, v\}$ is the distance $\text{dist}_G(u, v)$ in G . It is easy to see that D_X is a valid tree decomposition, i.e., it satisfies all properties of Definition 2.1. We will show in Section 7 that the number of approximate core hubs in each child town is bounded, and therefore the growth of the treewidth caused by replacing a vertex by its represented hubs is also bounded. We also need to bound the extra distortion incurred by going from H_Y to H_X and show that a $1 + \varepsilon$ distortion of H_Y translates into a $1 + O(\varepsilon)$ distortion of H_X , which entails reproving the relevant parts of Theorem 2.3.

After computing the embedding H_X for X_T , we connect each recursively computed embedding for the child towns of T (line 11 of Algorithm 1) to H_X to form the final embedding H_T . We need to argue that H_X exists every time there are child towns to connect. From Lemma 3.3 we know that T has at least two child towns if it has any. In Section 5 we will show (in Lemma 5.1) that there is a core hub h in T on any shortest path between a pair of children towns. By Theorem 4.2, there is an approximate core hub in X_T close to h . Since X_T is non-empty, H_X exists. Once we compute H_X we connect every vertex of a child town T' to all hubs in a bag b of the tree decomposition D_X of H_X . This bag b is $\log_2(d/\varepsilon)$ levels higher in the split-tree decomposition than the level corresponding to the shortest distance that needs to be bridged from T' to any other vertex in T . At the same time we will make sure that the net defining b is fine enough so that lengths of connections passing through b are preserved to a sufficient degree. This way, short connections from T' to core hubs with length up to $O(1/\varepsilon)$ times the separation of T' are preserved in expectation by routing through the hubs in b . Connections to more distant hubs can be rerouted from a hub close to T' through the embedding H_X with only an ε overhead, as we will prove in Section 5.

Recall that levels of the split-tree decomposition are denoted by \bar{i}, \bar{j} etc. To determine the level of the bag b , note that due to our growth rate of $c/4 = 1 + \lambda/4$ of the levels (and the assumption that the violation λ is at most 4) the intervals $(r_i, 2r_i]$ of the shortest path covers might overlap. As described in lines 20 to 26 of Algorithm 1, let i be the level for which the distance between T' and its closest sibling town lies in the interval $(r_i, r_{i+1}]$, and let $\bar{i} = \lceil \log_2 r_i \rceil$ be the corresponding level of the split tree decomposition of D_X . Now let $h \in X_T$ be the closest approximate core hub to T' (which might lie inside of T'). If \bar{j} is the highest level of D_X , i.e. it is the level of the cluster containing all of X_T , then the bag b of the tree decomposition D_X is the one on level $\bar{l} = \min\{\bar{j}, \bar{i} + \lceil \log_2(d/\varepsilon) \rceil\}$ for which the corresponding cluster C contains h . All edges between vertices of T' and b are added to the embedding for T (lines 27 and 28 of Algorithm 1), and we call the bag b the *connecting bag* for T' .

Note that there are several parameters ε we could adjust independently: the target distortion of Talwar's algorithm, the level in the split-tree decomposition at which a child town is attached, and the amount of adjustment permitted in defining X_T . The latter two parameters we set to ε , but the distortion in Theorem 2.3 needs to be smaller. We use ε' for the target distortion of this embedding and set $\varepsilon' = \varepsilon^2$.

5 The expected distortion of the embedding

We now show that the expected distortion of the constructed embedding H is $1 + O(\varepsilon)$. For this, we focus on a pair of vertices $u, v \in V$ and argue that

$$\mathbf{E}[\text{dist}_H(u, v)] \leq (1 + O(\varepsilon))\text{dist}_G(u, v).$$

The high-level idea is rather intuitive: suppose that $\text{dist}_G(u, v) \in (r_i, r_{i+1}]$ for some i and let $T \in \mathcal{T}$ be a town (a) that contains both u and v , and (b) whose child towns separate u and v ; i.e., u and v are in different child towns of T . We first argue that there is a *level- i core hub* h of T that lies on the unique shortest u - v path.

Lemma 5.1. *Let u and v be vertices that lie in different child towns of T , and i be such that $\text{dist}_G(u, v) \in (r_i, r_{i+1}]$. There is a core hub $h \in C_i \cap \text{SPC}(r_i)$ of T on level i that hits the shortest path between u and v .*

Proof. By definition, $\text{SPC}(r_i)$ must contain some hub h on the shortest u - v path. Recall that the town T can be partitioned into its core C_i on level i and the child towns on levels at least i . If hub h is not a core hub, $h \notin \text{SPC}(r_i) \cap C_i$, then it is either outside of T or in a child town of T on a level at least i .

If h lies in a child town T' of T , we can assume w.l.o.g. that $v \notin T'$ since v and u lie in different child towns. As a hub on level i , h cannot be in a town on level i by [Definition 3.1](#), so T' is a town on level $i + 1$ or above. By [Lemma 3.2](#) we then know that $\text{dist}_G(v, h) > r_{i+1}$, but at the same time, $\text{dist}_G(v, h) \leq \text{dist}_G(v, u) \leq r_{i+1}$ —a contradiction. If h lies outside of T , then by [Lemma 3.2](#) $\text{dist}_G(v, u) \geq \text{dist}_G(v, h) \geq \text{dist}(T, V \setminus T) > r_j$, where j is the level of T . However by the same lemma, $\text{dist}_G(v, u) \leq \text{diam}(T) \leq r_j$ —again a contradiction. \square

By [Theorem 4.2](#) it now follows that there is an approximate core hub $h_X \in X_T$ such that

$$\text{dist}_G(h, h_X) \leq \varepsilon r_i = O(\varepsilon) \text{dist}_G(u, v), \quad (1)$$

since $r_{i+1}/r_i = O(1)$ using our assumption that $c = O(1)$. We are also able to show that the expected distances between u and h_X and v and h_X , respectively, are well preserved by H .

Lemma 5.2. *Let v be a vertex in a child town T' of $T \in \mathcal{T}$, and let h_X be an approximate core hub in X_T . If the distance to the closest sibling town of T' is r , then $\mathbf{E}[\text{dist}_H(v, h_X)] \leq (1 + O(\varepsilon)) \text{dist}_G(v, h_X) + O(\varepsilon r)$.*

Since u lies in a different child town than v and $\text{dist}_G(u, v) \in (r_i, r_{i+1}]$, we get $O(\varepsilon r) = O(\varepsilon \cdot \text{dist}_G(u, v))$ in [Lemma 5.2](#). Hence, using triangle inequality, the bound on the expected distance in this lemma immediately implies the following:

$$\begin{aligned} \mathbf{E}[\text{dist}_H(v, u)] &\leq \mathbf{E}[\text{dist}_H(v, h_X)] + \mathbf{E}[\text{dist}_H(h_X, u)] \\ &\leq (1 + O(\varepsilon)) \text{dist}_G(v, h_X) + (1 + O(\varepsilon)) \text{dist}_G(h_X, u) + O(\varepsilon \cdot \text{dist}_G(u, v)) \\ &\leq (1 + O(\varepsilon)) (\text{dist}_G(v, h) + \text{dist}_G(h, h_X) + \text{dist}_G(h_X, h) + \text{dist}_G(h, u)) + O(\varepsilon) \text{dist}_G(u, v) \\ &\leq (1 + O(\varepsilon)) \text{dist}_G(v, u), \end{aligned}$$

where the last equality uses the fact that h_X lies close to a shortest u, v -path (see (1)). Together with the fact that $\text{dist}_G(u, v) \leq \text{dist}_H(u, v)$, this implies our stretch bound.

Theorem 5.3. *The expected stretch of the embedding H of G is $1 + O(\varepsilon)$.*

The remainder of this section is devoted to providing a proof of [Lemma 5.2](#), for which we will need some further details from Talwar's embedding of low doubling metrics into bounded treewidth graphs.

5.1 The distortion of an embedding for approximate core hubs

Before proceeding with the proof of [Lemma 5.2](#) we will first need to have a closer look at the properties of Talwar’s split-tree decomposition. We will use these properties to prove that our computed embedding H_X of the approximate core hubs X_T has distortion $1 + O(\varepsilon)$.

Lemma 5.4 ([\[38\]](#)). *The split-tree decomposition for a metric (X, dist) with doubling dimension d and aspect ratio α satisfies the following properties:*

- (1) *there are $\log_2 \alpha + 2$ levels,*
- (2) *the clusters on each level \bar{i} partition X ,*
- (3) *the diameter of a cluster at level \bar{i} is at most $2^{\bar{i}+1}$, and*
- (4) *the probability that any points $x, y \in X$ are in distinct level \bar{i} clusters is $O(d \cdot \text{dist}(x, y)/2^{\bar{i}})$.*

Recall the notion of δ -net from [Definition 2.4](#). The main result of Talwar [\[38\]](#) that we use for our embedding is the following more detailed account of [Theorem 2.3](#).

Theorem 5.5 ([\[38\]](#)). *Let (X, dist) be a metric with doubling dimension d and aspect ratio α . In polynomial time we can compute a probabilistic embedding \mathcal{D} of X into bounded treewidth graphs. In particular, a computed graph $H \in \mathcal{D}$ has a tree decomposition D with the following properties:*

- (i) *each bag b in D corresponds to a cluster C in the split-tree decomposition of (X, dist) , and the tree underlying D is precisely that of the split-tree decomposition;*
- (ii) *the nets of the clusters form a hierarchy, i.e., every vertex in a bag b is also contained in one of the children of b in the tree D ;*
- (iii) *a bag b corresponding to a cluster C at level \bar{i} consists of a $\beta 2^{\bar{i}}$ -net of C for some $\beta > 0$; and*
- (iv) *using a $\beta 2^{\bar{i}}$ -net for clusters at level \bar{i} , the expected distortion of H is $1 + O(\beta d \log \alpha)$, and the treewidth of D is at most $(1/\beta)^{O(d)}$.*

In particular there is a $\beta = \Theta(\varepsilon'/(d \log \alpha))$ such that the expected distortion is $1 + \varepsilon'$, and the treewidth is $(d \log(\alpha)/\varepsilon')^{O(d)}$.

For every bag b in D , the graph H contains a complete graph on the nodes in b . The $\beta 2^{\bar{i}}$ -net in each bag serves as a set of *portals*, through which connections leaving the cluster are routed, analogous to those in [\[8\]](#). The bound on the stretch follows from [Lemma 5.4](#) (see [\[38\]](#) for the details). The bound on the treewidth follows from the fact that a $\beta 2^{\bar{i}}$ -net in a cluster with diameter at most $2^{\bar{i}+1}$ has aspect ratio $O(1/\beta)$ and the following property of low doubling dimension metrics.

Lemma 5.6 ([\[30\]](#)). *Let (X, dist) be a metric with doubling dimension d and $Y \subseteq X$ be a set with aspect ratio α . Then $|Y| \leq 2^{d \lceil \log_2 \alpha \rceil}$.*

To analyze the distortion of the embedding H_X , we rely on the following useful fact that relates properties of hubs in X_T and their representatives in Y_T . Recall that a cluster C_X of X_T is formed from a cluster C_Y of Y_T by expanding each hub $h \in C_Y$ into all vertices in X_T that h represents, and a bag b_X of the tree decomposition D_X of X_T is formed by the same procedure from a bag b_Y of the tree decomposition D_Y of Y_T . For such pairs of clusters and bags we obtain the following.

Lemma 5.7. *If b_Y is a δ -net of C_Y for some δ , then b_X is a 2δ -cover of C_X , i.e., for each $h_X \in C_X$ there is a $h_Y \in b_Y$ such that $\text{dist}_G(h_X, h_Y) \leq 2\delta$.*

Proof. Let $h_X \in C_X$. If $h_X \in b_X$, we are done. If not, let h_Y be h_X 's representative in Y_T , and let T' be the child town of T for which $h_X, h_Y \in X_T \cap T'$. We obtained b_X by expanding each $h \in b_Y$ into all vertices it represents, so $h_X \notin b_X$ implies $h_Y \notin b_Y$. Let $h'_Y \in b_Y$ be the closest vertex in b_Y to h_Y . The set b_Y is a δ -net of C_Y , so $\text{dist}_G(h_Y, h'_Y) \leq \delta$, but $h'_Y \notin T'$, since $h'_Y \neq h_Y$, and each town contains at most one representative. By [Lemma 3.2](#), $\text{diam}(T') \leq \text{dist}_G(T', V \setminus T')$, so $\text{dist}_G(h_X, h_Y) \leq \text{dist}(h_Y, h'_Y)$, which means that $\text{dist}_G(h_X, h'_Y) \leq 2\delta$. Finally, $h'_Y \in b_X$, since $b_Y \subseteq b_X$. \square

Another useful tool is given by the following lemma, which compares the separation probabilities of approximate core hubs and their representatives.

Lemma 5.8. *Let $u, v \in X_T$ be two hubs with respective representatives $u', v' \in Y_T$. If $u' \neq v'$, then the probability with which u and v are in distinct level \bar{i} clusters is $O(d \cdot \text{dist}_G(u, v)/2^{\bar{i}})$, where d is the doubling dimension of Y_T .*

Proof. If the representatives u' and v' of u and v differ, then u and v must lie in different child towns T' and T'' of T . By [Lemma 3.2](#), $\text{diam}_G(T') < \text{dist}_G(T', V \setminus T') \leq \text{dist}_G(T', T'')$, so that $\text{dist}_G(u, u') \leq \text{dist}_G(u, v)$, and similarly for $\text{dist}_G(v, v')$. Hence $\text{dist}_G(u', v') \leq \text{dist}_G(u', u) + \text{dist}_G(u, v) + \text{dist}_G(v, v') \leq 3 \cdot \text{dist}_G(u, v)$. By [Lemma 5.4 \(4\)](#), the separation probability of u' and v' on level \bar{i} is at most $O(d \cdot \text{dist}_G(u', v')/2^{\bar{i}})$. Since u and v lie in different clusters if and only if their representatives do, the probability of u and v being separated is $O(d \cdot \text{dist}_G(u, v)/2^{\bar{i}})$. \square

The next lemma bounds the distortion of H_X . Its proof closely mirrors Talwar's proof of [Theorem 5.5](#) (c.f. [38]).

Lemma 5.9. *If the embedding H_Y of (Y_T, dist_G) is computed according to [Theorem 5.5](#), then the constructed embedding H_X of (X_T, dist_G) has expected distortion $1 + O(\epsilon')$.*

Proof. Consider a cluster C_Y on level \bar{i} in the split-tree decomposition of Y_T given by [Lemma 5.4](#). For any $h \in C_Y$ the \bar{i} -parent of h is the closest vertex to h in the bag b_Y corresponding to C_Y . Since by [Theorem 5.5](#) the bag b_Y consists of a $\beta 2^{\bar{i}}$ -net of C_Y , the distance between h and its \bar{i} -parent is at most $\beta 2^{\bar{i}}$. Let C_X be the cluster in X_T formed by expanding each $h \in C_Y$ into all vertices in X_T that h represents, and let b_X be the corresponding bag formed by the same procedure from b_Y . We define the \bar{i} -parent of a vertex $w \in C_X$ in the same way as for C_Y , i.e. it is the closest vertex to w in b_X . According to [Lemma 5.7](#), the distance from w to its \bar{i} -parent is at most $2\beta 2^{\bar{i}}$.

For an arbitrary pair $u, v \in X_T$ we bound the distortion of their distance in H_X by considering the path along the \bar{i} -parents of u and v for increasing values of \bar{i} . More concretely, since the bags of the tree decomposition D_Y of H_Y form a hierarchy by [Theorem 5.5](#), the same is true for the bags of the tree decomposition D_X of H_X . Thus on the lowest level \bar{l} of the split-tree decomposition, the \bar{l} -parent of a vertex w is w itself. We inductively define $v_{\bar{l}} = v$, $u_{\bar{l}} = u$, and $v_{\bar{i}}$ and $u_{\bar{i}}$ to be the \bar{i} -parent of $v_{\bar{i}-1}$ and $u_{\bar{i}-1}$, respectively, for any level $\bar{i} > \bar{l}$. Since the bags of D_X form a hierarchy, for each level $\bar{i} > \bar{l}$ the edges $\{u_{\bar{i}-1}, u_{\bar{i}}\}$ and $\{v_{\bar{i}-1}, v_{\bar{i}}\}$ exist in H_X . Thus the distance from $u_{\bar{i}-1}$ to $u_{\bar{i}}$ and from $v_{\bar{i}-1}$ to $v_{\bar{i}}$ is at most $2\beta 2^{\bar{i}}$ in H_X . Now, let \bar{j} be the lowest level at which u and v lie in the same cluster of X_T . In particular, the \bar{j} -parents $u_{\bar{j}}$ and $v_{\bar{j}}$ lie in the same bag of D_X , and so there is an edge $\{u_{\bar{j}}, v_{\bar{j}}\}$ in H_X . We next bound the expected length of the path $P = (u = u_{\bar{l}}, u_{\bar{l}+1}, \dots, u_{\bar{j}}, v_{\bar{j}}, v_{\bar{j}-1}, \dots, v_{\bar{l}} = v)$ in H_X in terms of $\text{dist}_G(u, v)$.

For this we need to bound the probability with which any pair of \bar{i} -parents $u_{\bar{i}}$ and $v_{\bar{i}}$ lie in different clusters of X_T on level \bar{i} . Note that u and v always lie in the same cluster as their respective \bar{i} -parent, and so $u_{\bar{i}}$ and $v_{\bar{i}}$ lie in different clusters of X_T on level \bar{i} if and only if u and v lie in different clusters of X_T on the same level. [Lemma 5.4](#) gives a bound for the probability with

which representatives lie in different clusters of Y_T in terms of the distance between them. Let $u', v' \in Y_T$ be the respective representatives of u and v . If $u' = v'$ then obviously $\text{dist}_G(u', v') = 0$. Otherwise, u' and v' lie in different child towns of T . By [Lemma 5.8](#), this means that u and v lie in different clusters on level \bar{i} with probability $O(d \cdot \text{dist}_G(u, v)/2^{\bar{i}})$. Let $A_{\bar{i}}$ be the indicator variable that is 1 if $u_{\bar{i}}$ and $v_{\bar{i}}$ lie in different clusters of X_T on level \bar{i} , and 0 otherwise, so that $\Pr[A_{\bar{i}} = 1] = O(d \cdot \text{dist}_G(u, v)/2^{\bar{i}})$.

Consider the subpaths of P from u to $u_{\bar{j}}$ and v to $v_{\bar{j}}$. The length of each such path is at most $\sum_{\bar{i}} 2\beta 2^{\bar{i}+1} A_{\bar{i}}$. Accordingly, the edge $\{u_{\bar{j}}, v_{\bar{j}}\}$ has length at most $\text{dist}_G(u, v) + 2 \sum_{\bar{i}} 2\beta 2^{\bar{i}+1} A_{\bar{i}}$. Since there are at most $\log_2 \alpha$ levels in the split-tree decomposition, we can bound the expected length of P by

$$\begin{aligned} \text{dist}_G(u, v) + 4 \sum_{\bar{i}=\bar{l}}^{\log_2 \alpha} 2\beta 2^{\bar{i}+1} \cdot O(d \cdot \text{dist}_G(u, v)/2^{\bar{i}}) = \\ (1 + O(\beta d \log \alpha)) \text{dist}_G(u, v) = (1 + O(\varepsilon')) \text{dist}_G(u, v), \end{aligned}$$

where we use that $\beta = \Theta(\varepsilon'/(d \log \alpha))$ by [Theorem 5.5](#). \square

5.2 The distortion of the embedding of the graph

We now turn to proving [Lemma 5.2](#). For this, throughout this section, we focus on a town T of the towns decomposition \mathcal{T} . We further let T' be some child town of T , and we let the distance r between T' and the closest sibling town be in the interval $(r_i, r_{i+1}]$. Further, we define b to be the connecting bag of T' (c.f. [Algorithm 1](#)), and let C be the corresponding cluster in the split-tree decomposition of the approximate core hubs X_T .

Given vertex $v \in T' \subseteq T$, and some core hub $h_X \in X_T$, the goal is to bound their expected distance in the constructed embedding H in terms of their distance in the input graph G . If H contains an edge between v and h_X then we are of course immediately done, but this may not be the case. For example, in the construction of the embedding, we add direct links between vertices of T' and members (i.e., *net points*) of the connecting bag b , but h_X may not be a member of b . We first consider this issue and show that, even if $h_X \in C \setminus b$, then b at least contains a net point close to h_X .

Lemma 5.10. *For any approximate core hub $h \in X_T \cap C$, the bag b contains a net point w such that $\text{dist}_H(h, w) = O(\varepsilon r_i)$.*

Proof. Let \bar{l} be the level of b in the tree decomposition D_X , which by [Algorithm 1](#) is at most $\bar{l} + \log_2(d/\varepsilon)$, where $\bar{l} = \lceil \log_2 r_i \rceil$. If $h \in b$ there is nothing to show. By (ii) of [Theorem 5.5](#), the bags of D_Y form a hierarchy, which by construction of D_X means that the bags of D_X do too. Thus $h \notin b$ is a vertex in a bag on some level below \bar{l} , and so we can reach some vertex of b from h in H_X by starting at the bag containing h and following the edges to higher level bags until we reach b . More concretely, the bags computed for the tree decomposition D_Y of the representative hubs Y_T contain $\beta 2^{\bar{j}}$ -nets of the corresponding clusters by [Theorem 5.5](#). Hence by [Lemma 5.7](#), the bags of D_X contain $2\beta 2^{\bar{j}}$ -covers of the clusters of X_T . Thus there is a path in H_X from h to some vertex w of the bag b that traverses the net points of the bags up the levels until reaching \bar{l} , by always moving to the closest net-point at the next level. The length of this path is at most $\sum_{\bar{j}=1}^{\bar{l}} 2\beta 2^{\bar{j}} = O(\beta 2^{\bar{l}}) = O(\beta d r_i / \varepsilon)$, since $2^{\bar{l}} = O(d r_i / \varepsilon)$. Because $\beta = O(\varepsilon'/(d \log \alpha))$ by [Theorem 5.5](#) and $\varepsilon' = \varepsilon^2$, this bound simplifies to $O(\varepsilon r_i)$, which also bounds $\text{dist}_H(h, w)$. \square

The above lemma provides a vertex w of the connecting bag b of T' through which we can connect to a hub h_X , if $h_X \in C$. In case h_X lies outside of C however, as we will see the following lemma provides such a vertex in b to connect to h_X .

Lemma 5.11. *For any $v \in T'$ and approximate core hub $h_X \in X_T \setminus T'$, the connecting bag b of T' contains a vertex w such that $\text{dist}_G(v, w) = O(\text{dist}_G(v, h_X))$ and $\text{dist}_G(v, w) = O(r_i)$.*

Proof. Recall that, by our choice in Algorithm 1, cluster C corresponding to connecting bag b of T' contains the closest hub $h \in X_T$ to T' . By Lemma 5.10, there exists $w \in b$ with $\text{dist}_G(h, w) \leq \text{dist}_H(h, w) = O(\varepsilon r_i)$ (cf. Figure 4). As by triangle inequality $\text{dist}_G(v, w) \leq \text{dist}_G(v, h) + \text{dist}_G(h, w)$, it remains to show that $\text{dist}_G(v, h) = O(r_i)$ in order to prove $\text{dist}_G(v, w) = O(r_i)$, if ε tends to zero. By Lemma 5.1 there is a core hub u of T on level i , which lies on the shortest path between T' and T'' , the closest sibling town to T' , and thus u is at most as far from T' as any vertex in T'' . Hence $\text{dist}_G(T', u) \leq r_{i+1}$, since we assumed that the distance r between T' and T'' lies in the interval $(r_i, r_{i+1}]$. By Theorem 4.2 there is an approximate core hub $u' \in X_T$ for which $\text{dist}_G(u, u') \leq \varepsilon r_i$. Hence the closest approximate core hub h is at distance at most $r_{i+1} + \varepsilon r_i$ from T' . From Lemma 3.2 it follows that every town on level at least $i + 1$ has distance more than r_{i+1} to any other town. Since the distance r from T' to T'' is at most r_{i+1} , the level of T' is at most i . Hence the same lemma also implies that the diameter of T' is at most r_i , and thus $\text{dist}_G(v, h) \leq \text{diam}(T') + \text{dist}_G(T', h) \leq r_{i+1} + (1 + \varepsilon)r_i = O(r_i)$, since $r_{i+1}/r_i = c$ is constant and we assume that ε tends to zero. This implies $\text{dist}_G(v, w) = O(r_i)$ as claimed. Note that since h_X lies outside of T' , $\text{dist}_G(v, h_X) \geq \text{dist}_G(T', V \setminus T') > r_i$ by Lemma 3.2, which immediately implies the remaining bound $\text{dist}_G(v, w) = O(\text{dist}_G(v, h_X))$. \square

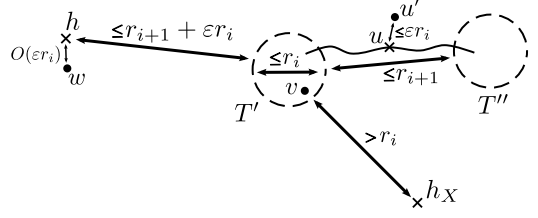


Figure 4: The net point w lies in the connecting bag b of T' , and h lies in the corresponding cluster C . Note that v may be closer to h_X than to h .

So far we have identified vertices w in the connecting bag b through which we are able to connect to a hub h_X from a vertex $v \in T'$ for the two cases when $h_X \in C$ and $h_X \notin C$. The next lemma provides a bound on the probability with which we need to consider each of these cases. Additionally it also bounds the distance from v to h_X in the former case.

Lemma 5.12. *Let h_X be an approximate core hub in X_T , and $v \in T'$, then $\Pr[h_X \notin C] = O(\varepsilon \cdot \text{dist}_G(v, h_X)/r_i)$. In addition, $\text{dist}_H(v, h_X) \leq \text{dist}_G(v, h_X) + O(\varepsilon r_i)$ if $h_X \in C$.*

Proof. If $h_X \in T'$ then $h_X \in C$, since by Algorithm 1 the cluster C contains the closest approximate core hub to T' and all hubs of X_T that are represented by the same hub of $Y_T \cap C$ (i.e. that are of the same child town) are contained in C . Hence if $h_X \notin C$ then $h_X \notin T'$. Consider the vertex $w \in b$ for which $\text{dist}_G(v, w) = O(\text{dist}_G(v, h_X))$, which now exists due to Lemma 5.11. The hub h_X is in C if and only if w and h_X are in the same cluster on the level \bar{l} of C . If the level \bar{l} of the cluster C is the level \bar{j} of the root of D_X , then C contains all vertices of T including h_X and w , and so if $h_X \notin C$ then $\bar{l} \neq \bar{j}$. If w and h_X have the same representative, they will be in the same cluster by Algorithm 1, so that if $h_X \notin C$ then w and h_X have different representatives in Y_T .

By these observations, the probability with which w and h_X lie in different clusters is $O(d \cdot \text{dist}_G(w, h_X)/2^{\bar{l}})$ using Lemma 5.8, which in turn can be bounded by $O(\varepsilon \cdot \text{dist}_G(w, h_X)/r_i)$, as $2^{\bar{l}} = \Theta(dr_i/\varepsilon)$ by Algorithm 1 whenever $\bar{l} \neq \bar{j}$. Upper bounding $\text{dist}_G(w, h_X)$ in terms of $\text{dist}_G(w, v) + \text{dist}_G(v, h_X) = O(\text{dist}_G(v, h_X))$ we obtain $\Pr[h_X \notin C] = O(\varepsilon \cdot \text{dist}_G(v, h_X)/r_i)$.

To bound the distance if $h_X \in C$, by Lemma 5.10 we know that there is a vertex $h_b \in b$ such that $\text{dist}_H(h_b, h_X) = O(\varepsilon r_i)$, and v has an edge in H to h_b . Therefore $\text{dist}_H(v, h_X) \leq$

$\text{dist}_H(v, h_b) + \text{dist}_H(h_b, h_X) = \text{dist}_G(v, h_b) + O(\varepsilon r_i)$. Since $\text{dist}_G(h_b, h_X) \leq \text{dist}_H(h_b, h_X)$, we can upper bound $\text{dist}_G(v, h_b)$ by $\text{dist}_G(v, h_X) + \text{dist}_H(h_X, h_b)$, which proves the claim. \square

Lemma 5.12 provides a bound on the distance between vertices of T' and approximate core hubs in C . We also need to bound the distance between vertices of T' and core hubs of T that are not in C . The following lemma will be useful in this endeavour.

Lemma 5.13. *Let H_X be the probabilistic embedding of (X_T, dist_G) with expected distortion $1 + O(\varepsilon')$ given by [Lemma 5.9](#). Let $x, y \in X_T$, and let C be a cluster in the randomized split-tree decomposition containing x . Then $\mathbf{E}[\text{dist}_{H_X}(x, y) \mid y \notin C] \leq (1 + O(\varepsilon') / \Pr[y \notin C]) \text{dist}_G(x, y)$.*

Proof. By [Lemma 5.9](#), the expected distance between x and y in H is at most $(1 + O(\varepsilon'))$ times their distance in metric (X_T, dist_G) , and hence

$$\begin{aligned} \mathbf{E}[\text{dist}_{H_X}(x, y)] &= \Pr[y \notin C] \mathbf{E}[\text{dist}_{H_X}(x, y) \mid y \notin C] + \Pr[y \in C] \mathbf{E}[\text{dist}_{H_X}(x, y) \mid y \in C] \\ &\leq (1 + O(\varepsilon')) \text{dist}_G(x, y). \end{aligned}$$

Embedding H_X dominates (X_T, dist_G) , and hence $\mathbf{E}[\text{dist}_{H_X}(x, y) \mid y \in C] \geq \text{dist}_G(x, y)$. The inequality above therefore implies that

$$\Pr[y \notin C] \mathbf{E}[\text{dist}_{H_X}(x, y) \mid y \notin C] + (1 - \Pr[y \notin C]) \text{dist}_G(x, y) \leq (1 + O(\varepsilon')) \text{dist}_G(x, y).$$

Rearranging, $\Pr[y \notin C](\mathbf{E}[\text{dist}_{H_X}(x, y) \mid y \notin C] - \text{dist}_G(x, y)) \leq O(\varepsilon') \text{dist}_G(x, y)$, and

$$\mathbf{E}[\text{dist}_{H_X}(x, y) \mid y \notin C] \leq \left(1 + \frac{O(\varepsilon')}{\Pr[y \notin C]}\right) \text{dist}_G(x, y).$$

\square

We are now ready to bound the distance between a vertex $v \in T$ and any core hub in X_T , given the tools of the above lemmas.

Proof of [Lemma 5.2](#). Let C be the cluster corresponding to the connecting bag b of T' . We bound $\mathbf{E}[\text{dist}_H(v, h_X)]$ in terms of the conditional expected values $\mathbf{E}[\text{dist}_H(v, h_X) \mid h_X \in C]$ and $\mathbf{E}[\text{dist}_H(v, h_X) \mid h_X \notin C]$. If $h_X \in C$ we get a (deterministic) bound on the distance between v and h_X from [Lemma 5.12](#). Hence $\mathbf{E}[\text{dist}_H(v, h_X) \mid h_X \in C] \leq \text{dist}_G(v, h_X) + O(\varepsilon r_i)$.

If $h_X \in T'$ then $h_X \in C$, since C contains the closest hub to T' and all hubs of X_T in the same child town of T end up in the same cluster after expanding all hubs of Y_T into the hubs of X_T that they represent. Hence if $h_X \notin C$ then $h_X \notin T'$, and by [Lemma 5.11](#) there is a vertex $w \in b$ for which $\text{dist}_G(v, w) = O(\text{dist}_G(v, h_X))$. Both w and h_X are approximate core hubs, and so $\mathbf{E}[\text{dist}_H(w, h_X) \mid h_X \notin C] \leq \mathbf{E}[\text{dist}_{H_X}(w, h_X) \mid h_X \notin C]$, as H contains H_X . Applying [Lemma 5.13](#) on this conditional expected distance, we obtain

$$\begin{aligned} \Pr[h_X \notin C] \mathbf{E}[\text{dist}_H(v, h_X) \mid h_X \notin C] &\leq \Pr[h_X \notin C] (\text{dist}_G(v, w) + \mathbf{E}[\text{dist}_H(w, h_X) \mid h_X \notin C]) \\ &\leq \Pr[h_X \notin C] \left(\text{dist}_G(v, w) + \left(1 + \frac{O(\varepsilon')}{\Pr[h_X \notin C]}\right) \text{dist}_G(w, h_X) \right) \\ &= \Pr[h_X \notin C] (\text{dist}_G(v, w) + \text{dist}_G(w, h_X)) + O(\varepsilon') \text{dist}_G(w, h_X) \\ &\leq \Pr[h_X \notin C] (2 \cdot \text{dist}_G(v, w) + \text{dist}_G(v, h_X)) \\ &\quad + O(\varepsilon') (\text{dist}_G(w, v) + \text{dist}_G(v, h_X)) \\ &= \Pr[h_X \notin C] (2 \cdot \text{dist}_G(v, w) + \text{dist}_G(v, h_X)) + O(\varepsilon' \cdot \text{dist}_G(v, h_X)). \end{aligned}$$

From [Lemma 5.11](#) we also know that $\text{dist}_G(v, w) = O(r_i)$. Additionally using that $\varepsilon' = \varepsilon^2$, and the bound on $\Pr[h_X \notin C]$ in [Lemma 5.12](#), the expression above is

$$\Pr[h_X \notin C] \text{dist}_G(v, h_X) + O\left(\varepsilon \frac{\text{dist}_G(v, h_X)}{r_i}\right) O(r_i) + O(\varepsilon' \cdot \text{dist}_G(v, h_X)) = \\ \Pr[h_X \notin C] \text{dist}_G(v, h_X) + O(\varepsilon) \text{dist}_G(v, h_X) .$$

Combining the above bounds we obtain

$$\begin{aligned} \mathbf{E}[\text{dist}_H(v, h_X)] &= \Pr[h_X \in C] \mathbf{E}[\text{dist}_H(v, h_X) \mid h_X \in C] + \Pr[h_X \notin C] \mathbf{E}[\text{dist}_H(v, h_X) \mid h_X \notin C] \\ &\leq \Pr[h_X \in C] (\text{dist}_G(v, h_X) + O(\varepsilon r_i)) + \Pr[h_X \notin C] \text{dist}_G(v, h_X) \\ &\quad + O(\varepsilon) \text{dist}_G(v, h_X) \\ &= (1 + O(\varepsilon)) \text{dist}_G(v, h_X) + O(\varepsilon r_i) , \end{aligned}$$

where $r_i = \Theta(r)$, which proves the claim. \square

6 The doubling dimension of approximate core hubs

The aim of this section is to give a proof of [Theorem 4.2](#) by showing that for any town $T \in \mathcal{T}$ there is a set $X_T \subseteq T$ of approximate core hubs with bounded doubling dimension. We first define the set X_T and then compare its properties with those of the core hubs. In particular, even though we obtain the approximate core hubs by shifting the core hubs to positions nearby, the resulting set is still locally sparse on each level. In addition, they are also *locally nested*. Roughly speaking, this means that within a small ball of radius εr_i for some level i , all approximate core hubs above level i are “nested”, i.e., contained in one another. This property will help us in bounding the doubling dimension of X_T independently of the aspect ratio.

The set X_T of a town T of level j is the union of sets X_T^i , one for each level $i \in \{1, \dots, j-1\}$, which are defined inductively as follows in [Algorithm 2](#). We call a vertex in X_T^i an *approximate core hub of T on level i* . Recall that C_i is the core of T at level i ([Definition 4.1](#)), and $C_0 = \emptyset$ since the sprawl is empty on level 0.

Algorithm 2: Defining X_T

```

1  $X_T^1 \leftarrow C_1 \cap \text{SPC}(r_1)$ 
2 for  $i = 2, \dots, j-1$  do
3    $X_T^i \leftarrow \emptyset$ 
4   foreach  $h \in C_i \cap \text{SPC}(r_i)$  do
5     if  $\exists h' \in X_T^l$  for some  $l < i$  such that  $\text{dist}(h, h') \leq \varepsilon r_i$  then add  $h'$  to  $X_T^i$ 
6     else add  $h$  to  $X_T^i$ 
7 return  $\bigcup_{i=1}^{j-1} X_T^i$ 

```

Note that this definition of X_T fulfills the two properties of [Theorem 4.2](#) that there must be an approximate core hub $h' \in X_T$ within distance εr_i of each core hub h of level i and that X_T can be computed in polynomial time. Note also that $X_T^i \subseteq \bigcup_{l=1}^i C_l \cap \text{SPC}(r_l)$, and hence the vertices in X_T^i are core hubs, but not necessarily core hubs of level i . The main benefit of shifting core hubs to approximate core hubs is that for any town $T \in \mathcal{T}$ on level j , the set system $\{X_T^i\}_{i=1}^j$ is *locally nested* as we explain in the following lemma.

Lemma 6.1. *Let B be a set of diameter at most εr_l for some level l , and let i be the lowest level for which $X_T^i \cap B \neq \emptyset$. The approximate core hubs on level $q \geq \max\{i, l\}$ in B must also be core hubs on some level at most $\max\{l, i\}$; i.e., $B \cap X_T^q \subseteq \bigcup_{p=1}^{\max\{l, i\}} X_T^p$.*

Proof. The statement is trivially true for $q = \max\{l, i\}$. Consider any higher level $q > \max\{l, i\}$. Since the diameter of B is at most $\varepsilon r_l \leq \varepsilon r_q$ and $X_T^i \cap B \neq \emptyset$, for every $h \in B \cap C_q \cap \text{SPC}(r_q)$ there is a vertex $h' \in X_T^i$ at distance at most εr_q from h . Hence by the definition of the approximate core hubs in [Algorithm 2](#), $X_T^q \cap B \subseteq \bigcup_{p=1}^{q-1} X_T^p$, and the claim follows by induction. \square

The cost of using approximate core hubs is that it is not immediately clear why the vertices in X_T^i should still be locally sparse. This requires a tricky argument that we turn to now. The crucial observation leading to this result is that we can bound the number of hubs of a shortest path cover $\text{SPC}(r_i)$ not only in a ball $B_{cr_i/2}(v)$ using the local sparsity but also close to the ball. The approximate core hubs in X_T^i are obtained by shifting the core hubs of level i to lower level core hubs at distance at most εr_i . Hence the number of vertices of $X_T^i \cap B_{cr_i/2}(v)$ can be bounded by the total number of level i core hubs that are within distance εr_i of $B_{cr_i/2}(v)$. The definition of highway dimension ([Definition 1.1](#)) allows us to get a handle on the hubs in larger balls of radius cr_i , and this, combined with the minimality of our shortest path cover, allows us to bound the number of nearby core hubs. Specifically, in a graph of highway dimension k , and given a locally s -sparse shortest path cover, we are able to show that the approximate core hubs X_T^i of level i are locally $3ks$ -sparse as long as the stretch parameter ε is chosen to be at most 2. The lemma is stated in a slightly more general form than we need it here, since we will reuse it later.

Lemma 6.2. *For a metric (V, dist_G) induced by an underlying graph G of highway dimension k , let $B_{cr/2}(v)$ be a ball of radius $cr/2$ centered at $v \in V$, and let $\text{SPC}(r)$ be a minimal locally s -sparse shortest path cover. There are at most $3sk$ hubs $h \in \text{SPC}(r)$ for which $\text{dist}_G(h, B_{cr/2}(v)) \leq cr/2$.*

We note that this lemma does not bound the number of hubs in $\text{SPC}(r)$ that lie in a ball $B_{cr}(v)$, and in fact the number of hubs in $B_{cr}(v) \cap \text{SPC}(r)$ can be unbounded: in a star with edges of length cr a minimal shortest path cover $\text{SPC}(r)$ may contain all vertices except the center vertex v of the star. This shortest path cover is also locally 1-sparse, since any ball of radius $cr/2$ contains only one vertex of the star. However the ball of radius cr centered at v contains the whole star, and thus all hubs from $\text{SPC}(r)$, i.e. a potentially unbounded number.

Since the hubs considered in [Lemma 6.2](#) may lie outside of $B_{cr/2}(v)$, we need to use [Definition 1.1](#), which bounds the number of hubs in larger balls of radius cr . However, the hubs given by [Definition 1.1](#) do not necessarily coincide with those of $\text{SPC}(r)$. Therefore, we need an additional tool, as given by the following technical lemma, which relates the hubs given by [Definition 1.1](#) with those in $\text{SPC}(r)$.

In the following lemma, we consider once more a metric induced by graph $G = (V, E)$ of highway dimension k . As usual, we let $\text{SPC}(r)$ denote a locally s -sparse shortest-path cover for radius r . Consider radii r, \tilde{r} such that $\tilde{r} < cr/2$, and let $B_{c\tilde{r}}(v)$ be a ball of radius $c\tilde{r}$ centered at v . For each vertex $h \in B_{c\tilde{r}}(v) \cap \text{SPC}(r)$, we let P_h be a shortest path that (a) lies in $B_{c\tilde{r}}(v)$, i.e. $V(P_h) \subseteq B_{c\tilde{r}}(v)$, (b) has length in $(\tilde{r}, cr/2]$, and (c) contains h . If no such path exists, we let $P_h = \perp$.

Lemma 6.3. *Let \tilde{W} be the set of all vertices $h \in B_{c\tilde{r}}(v) \cap \text{SPC}(r)$ for which $P_h \neq \perp$. Then $|\tilde{W}| \leq sk$.*

Proof. The proof follows directly from [Definition 1.1](#). The definition implies that there is a set $K \subseteq B_{c\tilde{r}}(v)$ of at most k vertices covering all shortest paths in $B_{c\tilde{r}}(v)$ of length more than \tilde{r} . In particular these vertices cover each path P_h for $h \in \tilde{W}$. We have $h \in V(P_h)$ and the length of P_h is at most $cr/2$, so $\text{dist}_G(h, K) \leq cr/2$. Therefore \tilde{W} can be covered by at most k balls of radius $cr/2$ centered at each vertex in K . The set $\text{SPC}(r)$, and with that also \tilde{W} , is locally s -sparse, so each of these balls contains at most s nodes, yielding $|\tilde{W}| \leq sk$. \square

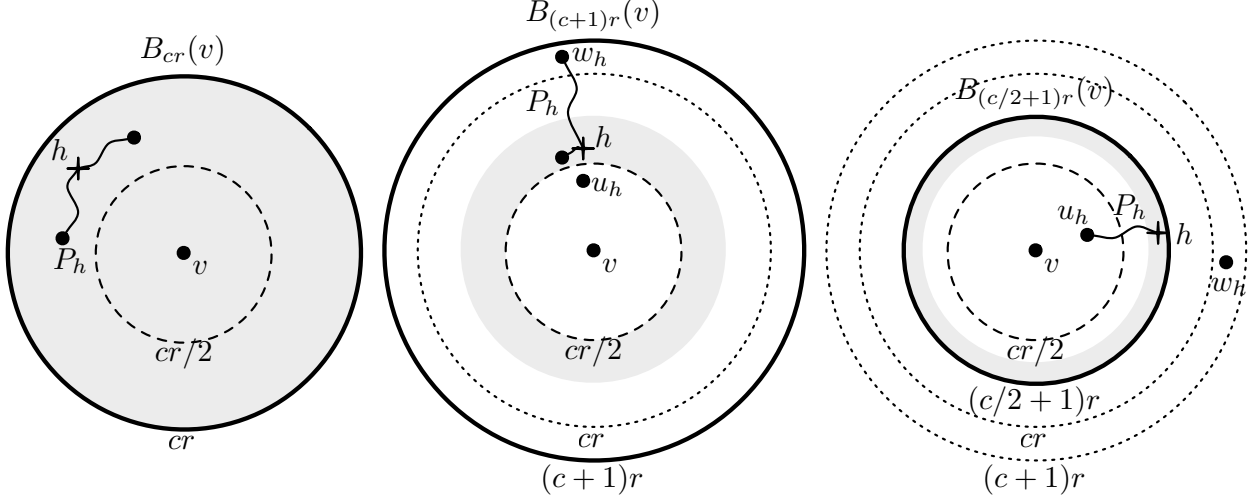


Figure 5: The three balls in Lemma 6.2. The dashed ball is $B_{cr/2}(v)$, and the bold balls are the three considered balls $B_{c\tilde{r}_i}(v)$, moving from left to right. Hubs are crosses, and shaded areas represent possible locations for hubs. Hubs in \tilde{W}_1 (left) cover paths entirely in $B_{cr}(v)$. For a hub $h \in \tilde{W}_2$ (center) the path P_h between h and w_h is long, while for $h \in \tilde{W}_3$ (right) the path P_h from h to u_h is long.

We now prove Lemma 6.2. For this, define

$$W = \{h \in \text{SPC}(r) \mid \text{dist}_G(h, B_{cr/2}(v)) \leq cr/2\}$$

as the set of hubs near v whose size we want to bound. In order to accomplish this, we carefully choose three radii \tilde{r}_i , where $i \in \{1, 2, 3\}$, and let \tilde{W}_i be the corresponding set of hubs as defined in Lemma 6.3 (see Figure 5). We will then show that

$$W \subseteq \tilde{W}_1 \cup \tilde{W}_2 \cup \tilde{W}_3,$$

and conclude that W has at most $3sk$ elements directly from Lemma 6.3.

Proof of Lemma 6.2. We first apply Lemma 6.3 for $\tilde{r}_1 = r$, and infer that the set \tilde{W}_1 of hubs $h \in \text{SPC}(r)$ that cover a shortest path contained in $B_{cr}(v)$ and with length in $(r, cr/2]$, is at most sk .

Observe that, by the inclusion-wise minimality of $\text{SPC}(r)$, each $h \in \text{SPC}(r)$ must hit some shortest path Q_h with length in $(r, cr/2]$. For $h \in W \setminus \tilde{W}_1$ this path Q_h is not contained in $B_{cr}(v)$. Let w_h be a vertex on path Q_h of maximum distance from v , which by assumption must lie outside the ball $B_{cr}(v)$. We know $\text{dist}_G(h, w_h) \leq cr/2$, as the distance between h and w_h is bounded by the maximum length of Q_h . Also let u_h be the closest vertex in $B_{cr/2}(v)$ to h . By the definition of W , $\text{dist}_G(u_h, h) \leq cr/2$. Since h does not cover any shortest path inside $B_{cr}(v)$ with length in $(r, cr/2]$, we must have $\text{dist}_G(u_h, h) \leq r$. Combining these, the distance from v to w_h is at most

$$\text{dist}_G(v, u_h) + \text{dist}_G(u_h, h) + \text{dist}_G(h, w_h) \leq cr/2 + r + cr/2 = (c+1)r = c(1+1/c)r.$$

Hence, Q_h lies in the ball $B_{c\tilde{r}_2}(v)$ if we choose $\tilde{r}_2 = (1+1/c)r$. Furthermore, $h \in \tilde{W}_2$ if Q_h has length in the interval $(\tilde{r}_2, cr/2]$.

Finally, let us consider a hub $h \in W \setminus (\tilde{W}_1 \cup \tilde{W}_2)$, for which the length of the path Q_h must lie in the interval $(r, \tilde{r}_2] = (r, (1+1/c)r]$. Let u_h and w_h be defined as before. The distance between h and w_h is now at most $(1+1/c)r$, while the distance between u_h and w_h is more than $cr/2$, as $u_h \in B_{cr/2}(v)$ and $w_h \notin B_{cr}(v)$. It follows that

$$\text{dist}_G(u_h, h) > cr/2 - (1+1/c)r = (c/2 - 1 - 1/c)r. \quad (2)$$

We already saw that the left-hand side of the above inequality is at most r , so this case only arises when $c < \sqrt{6} + 2$. Note also that

$$\text{dist}_G(v, h) \leq \text{dist}_G(v, u_h) + \text{dist}_G(u_h, h) \leq cr/2 + r = (c/2 + 1)r,$$

and hence $B_{(c/2+1)r}(v)$ contains a shortest path P_h from u_h to h . Equivalently, P_h is contained in $B_{\tilde{r}_3}(v)$ for $\tilde{r}_3 = (1/2 + 1/c)r$. Observe that by (2), the length of P_h is greater than

$$(c/2 - 1 - 1/c)r \geq \tilde{r}_3 = (1/2 + 1/c)r,$$

as $c \geq 4$. The length of P_h is of course also bounded by $cr/2$, the maximum length of Q_h , and hence $h \in \tilde{W}_3$.

In conclusion, we showed that $W \subseteq \tilde{W}_1 \cup \tilde{W}_2 \cup \tilde{W}_3$, and hence W contains at most $3sk$ elements by Lemma 6.3. \square

We have now determined all the properties of approximate core hubs that we need in order to prove that any set X_T has low doubling dimension. Recall that for this we need to show that we can cover any ball B of radius $2r$ in the metric defined by X_T by a bounded number of balls of half the radius r . We first prove a slightly weaker result in which we show that core hubs in a ball of radius $cr/2$ can be covered by a small number of balls of radius $2r$, for some given r (note that, for $c > 4$, $2r$ is smaller than $cr/2$). We will later apply the next lemma recursively in order to obtain a bound on the doubling dimension of X_T .

Lemma 6.4. *For any level i and any ball $B_{cr_i/2}(v) \subseteq V$ of radius $cr_i/2$ we can cover $B_{cr_i/2}(v) \cap X_T$ with at most $O(ks \log(1/\varepsilon)/\lambda)$ balls in V of radius $2r_i$ each, for any $0 < \varepsilon \leq 2$ and violation $\lambda > 0$.*

Proof. Recall that $X_T = \bigcup_{l=1}^{j-1} X_T^l$, where j is the level of the town T and X_T^l are the approximate core hubs at level l of T . We distinguish three cases based on the level l . First consider the vertices in $\bigcup_{l=1}^i X_T^l$ up to level i , and recall that $X_T^i \subseteq \bigcup_{l=1}^i (C_l \cap \text{SPC}(r_l))$, i.e., the approximate core hubs of level i are core hubs of levels up to i . By Definition 4.1 the cores of town T form a chain— $C_{q-1} \subseteq C_q$ —and thus every vertex of $\bigcup_{l=1}^i X_T^l$ is contained in the core C_i of T on level i . The core C_i is part of the sprawl of level i , which by Definition 3.1 is covered by balls of radius $2r_i$ centered at hubs in $\text{SPC}(r_i)$. For such a ball to cover some parts of the core C_i in $B_{cr_i/2}(v)$, its center v must be at distance at most $2r_i$ from $B_{cr_i/2}(v)$. Hence by Lemma 6.2 there are at most $3ks$ balls of radius $2r_i$ covering all of $\bigcup_{l=1}^i X_T^l$ in $B_{cr_i/2}(v)$.

Second, consider the approximate core hubs on levels $q \in \{i+1, \dots, l\}$ where $l = i + \lceil \log_{c/4}(c/\varepsilon) \rceil$. Cover every vertex of $\bigcup_{q=i+1}^l X_T^q$ in $B_{cr_i/2}(v)$ by one ball of radius $2r_i$ each. For any such level $q > i$ the radius of $B_{cr_i/2}(v)$ is at most $cr_q/2$. Since we assumed that $\varepsilon \leq 2$ while $c > 4$, the approximate core hubs on level q are shifted by at most $\varepsilon r_q \leq 2r_q < cr_q/2$ to lower level core hubs by Algorithm 2. Hence we can bound the number of such hubs in $B_{cr_i/2}(v)$ per level by $3ks$ using Lemma 6.2, which also bounds the number of balls we use to cover them. If the violation λ tends to zero, the number of such levels is $O(\log_{c/4}(c/\varepsilon)) = O(\log(1/\varepsilon)/\lambda)$, since $\log(c/4) = \log(1 + \lambda/4) = \Theta(\lambda)$. In total this makes $O(ks \log(1/\varepsilon)/\lambda)$ balls for levels up to l .

For the remaining levels $l > i + \lceil \log_{c/4}(c/\varepsilon) \rceil$ we use the fact that the approximate core hubs are locally nested by Lemma 6.1. In particular, note that $\varepsilon r_l \geq cr_i$ since $r_l = (c/4)^l$, i.e., the diameter of $B_{cr_i/2}(v)$ is at most εr_l for level l . Let q be the lowest level for which $X_T^q \cap B_{cr_i/2}(v) \neq \emptyset$. If $q \leq l$ the hubs in $X_T^q \cap B_{cr_i/2}(v)$ are already accounted for. Otherwise, as before we greedily cover each hub in $X_T^q \cap B_{cr_i/2}(v)$ by a ball of radius $2r_i$ each, and by Lemma 6.2 we need at most $3ks$ balls to do so. Now, by Lemma 6.1, every vertex of $X_T^p \cap B_{cr_i/2}(v)$ for a level $p > \max\{l, q\}$ is contained in some set $X_T^{p'} \cap B_{cr_i/2}(v)$ for $p' \leq \max\{l, q\}$. Since we already covered each hub in $X_T^{p'} \cap B_{cr_i/2}(v)$ with a ball, the claim follows. \square

We can now use the above lemma recursively to cover the set X_T in a ball $B_{2r}(v)$ with balls of half the radius, as we show next.

Lemma 6.5. *Let $T \in \mathcal{T}$ be a town and let $B_{2r}(v) \subseteq V$ be a ball of radius $2r$. Then $B_{2r}(v) \cap X_T$ can be covered by at most $(ks \log(1/\varepsilon)/\lambda)^{O(1/\lambda)}$ balls in V of radius r , for any $0 < \varepsilon \leq 2$ and violation $\lambda > 0$.*

Proof. Let l be the smallest level for which $cr_l/2 \geq 2r$. Instead of using $B_{2r}(v)$ directly, we will cover the larger set $B_{cr_l/2}(v) \cap X_T$ with balls of radius $cr_{l-1}/4 < r$, which we find by recursively covering $B_{cr_l/2}(v)$ with balls of the next lower level.

Since $r_i = (c/4)^i$, a ball $B_{2r_{i+1}}(h)$ has radius $2r_{i+1} = 2cr_i/4 = cr_i/2$. Hence, by Lemma 6.4, we can cover $X_T \cap B_{2r_{i+1}}(h)$ with $O(ks \log(1/\varepsilon)/\lambda)$ balls of radius $2r_i$, on which we recurse. By the choice of l , $r > cr_{l-1}/4$, and since $r_i = (c/4)^i$, the number of levels β on which we need to recurse is at most

$$\log_{c/4}(cr_l/2) - \log_{c/4}(cr_{l-1}/4) = 1 + \frac{1}{\log_2(c/4)} = O(1/\lambda).$$

The total number of balls needed to cover $B_{2r}(v)$ with balls of radius r is then at most

$$\sum_{i=0}^{\beta-1} O(ks \log(1/\varepsilon)/\lambda)^i = (ks \log(1/\varepsilon)/\lambda)^{O(1/\lambda)},$$

which concludes the proof. \square

The balls $B_r(h)$ found in Lemma 6.5 are centered at hubs. If all these hubs are part of X_T , then we have shown that X_T has bounded doubling dimension. However, if $h \notin X_T$ for some ball center, then we have partly covered $B_{2r}(v) \cap X_T$ with invalid balls that are not centered at points in the metric X_T . We already addressed this issue in Section 4 by proving Lemma 4.3. Thus we are finally ready to prove the remaining part of Theorem 4.2 by bounding the doubling dimension of X_T . Consider a ball $B_{2r}(v) \subseteq V$. According to Lemma 6.5 we can cover $B_{2r}(v) \cap X_T$ using at most $(ks \log(1/\varepsilon)/\lambda)^{O(1/\lambda)}$ balls in V of radius r . Recall that the doubling dimension is $\log_2 \delta$, where δ is the number of balls needed. Hence by Lemma 4.3 the doubling dimension of X_T is $O(\log(\frac{ks \log(1/\varepsilon)}{\lambda}))$, as claimed.

7 The treewidth of the embedding

We prove by induction that the embedding has bounded treewidth. That is, we prove that the embedding of any town $T \in \mathcal{T}$ has bounded treewidth, assuming that the embeddings of its child towns have bounded treewidth. In particular, we prove the following, which implies the treewidth bound of Theorem 1.3, since there are $O(\log_{c/4} \alpha) = O(\log(\alpha)/\lambda)$ levels in total, and we can assume that $s = O(k \log k)$ by [2].

Theorem 7.1. *The embedding constructed for a town $T \in \mathcal{T}$ of level j has treewidth*

$$j \cdot (\log(\alpha))^{O(\log^2(\frac{ks}{\varepsilon\lambda})/\lambda)}.$$

To prove Theorem 7.1, we show how to compute a tree decomposition D_T of the embedding H_T , when T has child towns in the towns decomposition. Recall that H_T is obtained by connecting the embeddings $H_{T'}$ of each child town T' to the embedding H_X of the approximate core hubs X_T . In particular, an edge is added between every vertex in T' and every hub in the connecting bag b of T'

in the tree decomposition D_X of H_X . To compute D_T we will join the tree decompositions of the child towns with D_X . For this we need to inductively specify a root bag for each tree decomposition, and the root bag of D_T is the highest level bag of D_X .

Now for each child town T' , consider appending the subtree $D_{T'}$ to D_X by adding the root bag of $D_{T'}$ as a child of the connecting bag b of T' in D_X . This satisfies condition (a) of [Definition 2.1](#), as the union of all bags is T . Unfortunately, though, this initial tree of bags D_T does not satisfy the remaining requirements of a valid tree decomposition of H_T according to [Definition 2.1](#): the edges added to connect the child towns and their connecting bags may not be contained in any bag—violating (b)—and there might be some vertex v for which the bags containing v are not connected in D_T —violating (c).

To make D_T valid we change the initial tree of bags in two steps, of which the first will guarantee that (b) is satisfied, and the second guarantee that (c) is satisfied. Namely, we perform the following for every child town T' and its connecting bag b in D_X :

1. add all vertices of b to each bag of $D_{T'}$, and
2. add all hubs of $X_T \cap T'$ to each bag of $D_{T'}$, and also to b and all descendants of b in D_X (but not the descendants of b in D_T that are bags of some $D_{T''}$ for some child town $T'' \neq T'$ of T).

We now argue that the resulting tree decomposition is valid.

Lemma 7.2. *After performing step (1) above, all edges are contained within some bag.*

Proof. First, note that the decompositions D_X and $D_{T'}$ for each child town T' are valid by [Theorem 5.5](#) and by induction, respectively. Hence the only edges that are not contained in any bag of D_T are those added to connect a child town T' and its connecting bag b . We add all vertices of b to every bag of the decomposition $D_{T'}$, so after repeating this for every child town, for every edge in $E(H_T)$ there is a bag in D_T containing both endpoints. \square

We will bound the growth of the bags during this step later on using the bound on the size of each bag b of D_X given by [Theorem 5.5](#). Next we show that performing the second step will guarantee that (c) of [Definition 2.1](#) is satisfied.

Lemma 7.3. *After performing step (2) above, for all vertices v , the set of bags containing v form a connected subtree of D_T , and D_T is a valid tree decomposition of T .*

Proof. Suppose there is a vertex v such that the bags containing v are not connected after performing the first step. By [Theorem 5.5](#) and by induction, the sets of bags containing each vertex are connected within D_X and $D_{T'}$ for all child towns T' , so v must be in $X_T \cap T'$ for some T' . This means that v is an approximate core hub of T that happens to lie in the child town T' . Since child towns of T are disjoint by [Lemma 3.3](#), v cannot be contained in two different ones, so that T' is the only child town containing v . Note that v cannot be in the connecting bag b of T' because then the first step would have added v to all bags of $D_{T'}$, which would have connected the sets of bags in D_X and $D_{T'}$ containing v . Hence it can only be that v is in a bag of $D_{T'}$ and in some bag of D_X other than the connecting bag of T' .

We know from (ii) in [Theorem 5.5](#) that the vertices in the bags of the decomposition D_Y for the representative hubs Y_T of T form a hierarchy: every vertex in a bag b' of D_Y is also contained in one of the child bags of b' . Recall that the decomposition D_X of X_T is obtained from D_Y by simply replacing each vertex with all hubs it represents. Hence the vertices in the bags of D_X also form a hierarchy. Furthermore, all hubs in $X_T \cap T'$ are in the same bags in D_X , since they are represented

by the same vertex of Y_T . Since $v \in X_T \cap T'$ is not yet in the connecting bag b of T' , this means that in D_X none of the hubs in $X_T \cap T'$ are in a bag on a higher level than b .

Recall that we choose the connecting bag b so that its corresponding cluster contains the closest approximate core hub h to T' . In this case, $X_T \cap T' \neq \emptyset$ as it contains v , so h is a hub in $X_T \cap T'$. By the construction of D_X , if b contains h then b contains the entire set $X_T \cap T'$. By (2) of Lemma 5.4, on each level the clusters for Y_T partition Y_T . Clearly this is also true for X_T . Hence any hub of $X_T \cap T'$, including the problematic vertex v , can only be contained in bags of the decomposition D_X that are descendants of b .

Due to these observations we add all hubs of $X_T \cap T'$ to each bag of $D_{T'}$ and also to b and all descendants of b in D_X , and this will ensure there will not be any v for which the bags containing it are disconnected in the resulting decomposition. Note that we do not need to add these hubs to descendants of b in D_T that are bags of some $D_{T''}$ for some other child town $T'' \neq T'$.

For the second part of the lemma, note that adding nodes to bags does not break conditions (a) or (b) of Definition 2.1 established in Lemma 7.2, so the resulting tree decomposition is valid. \square

At this point we have a valid tree decomposition D_T , but we still need to bound the sizes of the resulting bags in D_X and each $D_{T'}$. We use the following two lemmas to bound the size of the bags of D_X . In the first we show that for each bag b of D_X , the number of child towns connecting to b and containing approximate core hubs is bounded. In the second lemma we prove a bound on the maximum number of approximate core hubs in each child town.

Lemma 7.4. *Let b be a bag of the decomposition D_X of the embedding H_X for X_T , and let d be the doubling dimension of X_T . The number of child towns T' of T for which $X_T \cap T' \neq \emptyset$ and for which b is their connecting bag, is $O((d/\varepsilon)^d)$.*

Proof. Let $Y \subseteq Y_T$ be the set containing exactly one representative for each of child town T' that has b as its connecting bag and for which $X_T \cap T' \neq \emptyset$. We can bound the size of Y in order to bound the desired number of child towns. To prove the bound we will use the fundamental property of low doubling dimension metrics given by Lemma 5.6, which says that such metrics have a bounded number of vertices in terms of their aspect ratio. We will use this lemma to bound the size of Y by deriving a bound on its aspect ratio: since the child towns connect to the same bag b , we are able to obtain an upper bound on the distance between the representatives in Y . We also get a lower bound on the distances from the fact that b was chosen for a child town according to the minimum distance to any other child town.

More concretely, consider the tree decomposition D_Y for the representative hubs Y_T . The bag b was obtained from a bag b' of D_Y by replacing each vertex with the represented hubs of X_T . If the level of bag b' is \bar{l} then, by (3) of Lemma 5.4, the diameter of the cluster C' corresponding to b' is at most $2^{\bar{l}+1}$.

Suppose T' is a child town that has b as its connecting bag and for which $X_T \cap T' \neq \emptyset$. The bag b was chosen so that the corresponding cluster contains the closest hub h of X_T . Since $X_T \cap T' \neq \emptyset$, this means $h \in X_T \cap T'$. Analogous to the connecting bag b , its cluster C is obtained from cluster C' by replacing each vertex with its represented hubs. Hence all of $X_T \cap T'$ resides in C . Accordingly, the representative for the set $X_T \cap T'$ of each considered child town T' is in C' , i.e., $Y \subseteq C'$.

Bags b and b' are at the same level \bar{l} . Recall that we chose this level in the following way: if the closest sibling of a child town T' is at a distance in the interval $(r_i, r_{i+1}]$, then the level \bar{l} of b is $\min\{\bar{j}, \bar{i} + \lceil \log_2(d/\varepsilon) \rceil\}$, where \bar{j} is the level of the root of D_X and $\bar{i} = \lceil \log_2 r_i \rceil$. Let $\bar{i}' = \bar{l} - \lceil \log_2(d/\varepsilon) \rceil$ so that $\bar{i}' \leq \bar{i}$. Thus the distance from T' to any of its siblings is more than $r_i \geq 2^{\bar{i}-1} \geq 2^{\bar{i}'-1} \geq \varepsilon 2^{\bar{l}-1}/d$.

Since each vertex of Y is in a different child town, the distance between any pair of vertices in Y is more than $\varepsilon 2^{\bar{l}-1}/d$, so the aspect ratio of the set Y is at most $2^{\bar{l}+1}d/(\varepsilon 2^{\bar{l}-1}) = O(d/\varepsilon)$, due to the bound on the diameter of cluster C' containing Y . By [Lemma 5.6](#) we then get $|Y| \leq O((d/\varepsilon)^d)$, and this bound is the same for the number of considered child towns. \square

Next we prove that the number of approximate core hubs in each child town is bounded. This result will also help in bounding the treewidth of H_X , since it gives a bound on the number of approximate core hubs that a vertex from Y_T represents.

Lemma 7.5. *For any child town T' of T , the number of approximate core hubs in the intersection $X_T \cap T'$ is $O(s \log(1/\varepsilon)/\lambda)$.*

Proof. Suppose that T' is a town on level i , and recall from [Section 6](#) that

$$X_T^i \subseteq \bigcup_{q=1}^i C_q \cap \text{SPC}(r_q), \quad (3)$$

i.e. the approximate core hubs of level i are core hubs on levels i or below. By [Definition 4.1](#) no such core hubs exist, and hence T' also does not contain any approximate core hubs of level at most i .

Let $l = i + \lceil \log_{c/4}(1/\varepsilon) \rceil$, and consider $q \in (i, l]$. Once more, since T' does not contain core hubs of level at most i , any approximate core hub of level q must also be a core hub of level $l' \in (i, q]$, and hence we focus on bounding the size of $\text{SPC}(r_{l'}) \cap T'$ for each $l' \in (i, l]$. Recall that [Lemma 3.2](#) implies that town T' has diameter at most $r_i \leq cr_{l'}/2$, and therefore T' is contained in $B_{cr_{l'}/2}(v)$ for any $v \in T'$. [Definition 1.2](#) implies that $|B_{cr_{l'}/2}(v) \cap \text{SPC}(r_{l'})| \leq s$, and hence also T' contains no more than s level l' core hubs. In summary, we have just shown that the set

$$X = T' \cap \bigcup_{q \leq l} X_T^q$$

has cardinality at most $s \lceil \log_{c/4}(1/\varepsilon) \rceil$. It remains to consider levels $q > l$. Yet again by [Lemma 3.2](#), T' has diameter at most

$$r_i = \left(\frac{c}{4}\right)^i \leq \varepsilon \left(\frac{c}{4}\right)^l < \varepsilon r_q.$$

[Lemma 6.1](#) directly implies that any approximate core hub in T' of level greater than l is contained in X if the latter set is non-empty. So let us assume that $X = \emptyset$. In this case we argue as before, and use [Definition 1.2](#) to bound $|\text{SPC}(r_q) \cap T'|$ by s . All in all, we showed that T' contains $O(s \log_{c/4}(1/\varepsilon))$ approximate core hubs. \square

Using the obtained bounds in the above lemmas, we are now ready to prove that the treewidth of the embedding H_T is bounded.

Proof of [Theorem 7.1](#). Towns that have no children are singletons, since every vertex is a town on level 0. Hence for these the claim is trivially true. Otherwise, by [Lemma 3.3](#), a town has at least two children. For these we need to bound the resulting bag sizes of the tree decomposition D_T , as described in this section. First off we determine the treewidth of the embedding H_X for X_T . The decomposition D_X was obtained from the decomposition D_Y for Y_T by replacing each vertex with the hubs of X_T it represents. For each vertex of Y_T the number of represented hubs is bounded by [Lemma 7.5](#), while the treewidth of the embedding for Y_T is bounded by [Theorem 5.5](#). Thus if the doubling dimension of Y_T is d then the treewidth t_X of H_X is

$$t_X \leq (d \log(\alpha)/\varepsilon')^{O(d)} \cdot s \log(1/\varepsilon)/\lambda.$$

In the first step of the transformation to make the tree decomposition D_T valid, we add all vertices of a bag b of D_X to all bags of the decomposition trees $D_{T'}$ of child towns T' for which b is the connecting bag. By Lemma 3.3, if T is a town on level j then each of its child towns is on some level $i \leq j - 1$. Hence if, by induction, the treewidth of some embedding $H_{T'}$ was $i \cdot t_X$, then it is at most $j \cdot t_X$ after adding the vertices of b .

In the second step of the transformation of D_T , we add all hubs of $X_T \cap T'$ to every bag of $D_{T'}$. By Lemma 7.5, $|X_T \cap T'| \leq O(s \log(1/\varepsilon)/\lambda)$ for any child town T' . This term is dominated by the asymptotic bound on t_X . The second step also adds the hubs of $X_T \cap T'$ to the connecting bag b and all descendants of b in D_X . Note that this does not affect the bags of a decomposition $D_{T''}$ of any child town $T'' \neq T'$ of T . By Lemma 7.4, each bag b of D_X receives approximate core hubs from $O((d/\varepsilon)^d)$ child towns for which b is the connecting bag. Each such child town adds $O(s \log(1/\varepsilon)/\lambda)$ hubs to b by Lemma 7.5. Hence the total number of hubs added to b from child towns having b as their connecting bag is $O((d/\varepsilon)^d \cdot s \log(1/\varepsilon)/\lambda)$. However these hubs are also added to all descendants of such a bag b . The total number of levels of the decomposition tree D_X is $O(\log \alpha)$ by (1) of Lemma 5.4. Hence any bag of D_X receives at most $O((d/\varepsilon)^d \log(\alpha) \cdot s \log(1/\varepsilon)/\lambda)$ additional hubs from all its ancestors. This term is again dominated by the asymptotic bound on t_X , since $\varepsilon' = \varepsilon^2$.

It follows that the treewidth of D_T is $j \cdot O(t_X)$. Hence to conclude the proof we only need to bound t_X . The doubling dimension d of $Y_T \subseteq X_T$ is $O(\log(\frac{ks \log(1/\varepsilon)}{\lambda})/\lambda)$ by Theorem 4.2. Since $x \cdot (\log x)^{O(\log x)} \subseteq (\log x)^{O(\log x)}$, $(x \log x)^{O(1)} \subseteq x^{O(1)}$, and $O(\log x) \subseteq O(x)$, the treewidth t_X of H_X is at most $\log(\alpha)^{O(\log^2(\frac{ks}{\varepsilon\lambda})/\lambda)}$. \square

8 Obtaining approximation schemes

In this section we demonstrate how we can use the embedding of Theorem 1.3 to derive QPTASs for various network design problems when the input graph $G = (V, E)$ is an edge-weighted graph with low highway dimension. Specifically, we consider the Travelling Salesman, Steiner Tree and Facility Location problems. We begin by defining these (see also [39]), and we briefly mention how these problems historically arose in contexts given by transportation networks.

For the *Travelling Salesman* problem the shortest *tour*, i.e. cycle in the shortest-path metric, visiting all vertices of G needs to be found. One of the earliest references¹ to the Travelling Salesman problem appears in a manual of 1832, in which five tours through German cities are suggested to a traveling salesman. The problem became known as the “48 States Problem of Hassler Whitney” in 1934 after Whitney studied it in the context of finding the shortest route along the capitals of the lower 48 US states. Later milestones in its study include computing the shortest routes through an increasing number of cities in countries such as the USA, Germany, and Sweden (though these instances used Euclidean distances).

In the *Steiner Tree* problem, in addition to G a set of *terminals* $R \subseteq V$ is given. The aim is to find a minimum cost tree in G spanning all terminals (a so called Steiner tree). An early reference² to the Steiner Tree problem appears in a letter by Gauss from 1836, who mentioned it in the context of connecting cities by railways. The problem was later popularized by the book “What is Mathematics?” in 1941 by Courant and Robins, who described it in terms of minimizing the total length of a road network.

The *Facility Location* problem assumes additional weights on the vertices, and the goal is to select a subset of vertices $W \subseteq V$ (the *facilities*). The *opening cost* of a facility is given by its vertex

¹For historical references see Schrijver [36] and Cook [24].

²For historical references see Brazil et al. [19].

weight, and the *connection cost* of a vertex $v \in V$ is the distance from v to the closest facility in W . The objective is to minimize the sum of all opening and connection costs. The Facility Location problem has the same root³ as the Steiner Tree problem in the Fermat-Torricelli problem from 1643, in which a point is to be found that minimizes the total distance to three other points in the plane. The generalization to an arbitrary number of other points became known as the Weber problem, after Alfred Weber studied it in 1909 in the context of finding a factory location so as to minimize the transportation costs of suppliers. Among other problems, Hakimi introduced Facility Location to networks in 1964, and related it to finding locations for police stations in road networks.

The main result of this section is the following, of which we give a proof sketch below.

Theorem 8.1. *If the input graph G has constant highway dimension k with constant violation $\lambda > 0$, then for any constant $\varepsilon \in (0, 1]$ a $(1 + \varepsilon)$ -approximation to each of the Travelling Salesman, Steiner Tree and Facility Location problems can be found in quasi-polynomial time.*

Our approach is similar to those used for Euclidean [10] and low doubling dimension [38] metrics. Accordingly it can also be used for other problems, as in [10]. The main idea is to compute a bounded treewidth graph from the input according to Theorem 1.3, and then optimally solve the computed graphs using known algorithms for which the running time can be bounded in terms of the treewidth. However, the treewidth bound of Theorem 1.3 depends on the aspect ratio α . To guarantee quasi-polynomial running times we therefore need to ensure that the aspect ratio of the input used in Theorem 1.3 is not too large. We achieve this by computing a coarse net of polynomial aspect ratio for the input graph first. It is not too hard to show that only a small distortion of the optimum solution is incurred if the nets are fine enough, and we therefore obtain approximation schemes for the input instances. However, it is not necessarily the case that the nets themselves are shortest-path metrics of low highway dimension graphs, even if they are obtained from graphs of low highway dimension. Hence we need to argue that we can actually achieve the treewidth bound of Theorem 1.3, even though we use the nets as inputs.

We go on to describe how a QPTAS as claimed in Theorem 8.1 can be obtained, if a problem \mathcal{P} has the following properties. Thereafter we will show that they are true for each of our considered problems.

1. An optimum solution for \mathcal{P} can be computed in time $n^{O(t)}$ for graphs of treewidth t ,
2. a constant approximation to \mathcal{P} in G can be computed in (quasi-)polynomial time,
3. the diameter of the input graph G can be assumed to be $O(n \cdot OPT_G)$, where OPT_G is the cost of an optimum solution in G ,
4. an optimum solution in a δ -net of the vertices V of G has cost at most $OPT_G + O(n\delta)$,
5. the optimization function of \mathcal{P} is linear in the edge costs, and
6. any solution of \mathcal{P} in a δ -net of the vertices V of G can be converted to a solution for G losing at most an additive factor of $O(n\delta)$.

Assuming that ε , the highway dimension k , and the violation λ are constant, the treewidth bound of Theorem 1.3 is polylogarithmic in the aspect ratio α . Combining Theorem 1.3 with an algorithm for bounded treewidth graphs having a running time as proclaimed in item 1, thus does not guarantee quasi-polynomial running time yet, since α might be large. Hence we will reduce the

³For historical references see Smith et al. [37].

aspect ratio by pre-computing a coarse set of vertices of the input first. In particular, we greedily compute a δ -net of V , where $\delta = \varepsilon\kappa/n$ and $\kappa = \Theta(OPT_G)$ is a constant approximation of the cost OPT_G of the optimum solution for the considered problem, which can be obtained according to [item 2](#). We *assign* each vertex in V to the closest point of the $\varepsilon\kappa/n$ -net. Note that this point is unique if we assume each shortest-path length to be unique. Since the minimum distance between any two vertices of the $\varepsilon\kappa/n$ -net is $\Omega(\varepsilon \cdot OPT_G/n)$ and at most $O(n \cdot OPT_G)$ according to [item 3](#), the aspect ratio of the net is $O(n^2/\varepsilon)$. For such polynomial aspect ratios, the treewidth guaranteed by [Theorem 1.3](#) yields quasi-polynomial $2^{O(\text{polylog}(n))}$ running times given an algorithm for bounded treewidth graphs as in [item 1](#).

Computing an embedding for the metric given by the $\varepsilon\kappa/n$ -net is not straightforward though, since the net is not necessarily a metric given by the shortest-path distances of a low highway dimension graph. We will therefore use the structure of the input graph G and impose it on the computed net. More concretely, a town T on level i of G induces a town T' of level i of the $\varepsilon\kappa/n$ -net, by restricting T to the vertices of the net. All properties such as laminarity, separation bounds, and diameter (see [Section 3](#)) needed for our construction are maintained by these subsets T' . However the shortest-path covers are not maintained, since the hubs might not be part of the $\varepsilon\kappa/n$ -net. Instead of a shortest path cover, for every level i we will use a set of *shifted hubs*. For each hub in $\text{SPC}(r_i)$ of G this set of shifted hubs contains the vertex of the $\varepsilon\kappa/n$ -net it was assigned to, which is at distance at most $\varepsilon\kappa/n$.

Note that the towns decomposition of the net is given by the original hubs of the input graph G , and not the shifted hubs. Consider the embedding that results from using the shifted hubs together with the imposed towns decomposition of the $\varepsilon\kappa/n$ -net as input to the algorithm. Apart from the fact that towns contain only a subset of the vertices, the only difference to using G as input to the algorithm is that the approximate core hubs X_T of a town T are now shifted by a total of at most $\varepsilon r_i + \varepsilon\kappa/n$ on level i from the original positions of the hubs in G . By re-examining the proofs of [Section 5](#) it is therefore not hard to see that in the embedding of the net the expected shortest-path length for any pair u, v is $(1 + O(\varepsilon))(\text{dist}_G(u, v) + O(\varepsilon\kappa/n))$, when using these hubs. By [item 4](#) the optimum solution in the $\varepsilon\kappa/n$ -net has cost at most $OPT_G + \varepsilon\kappa$, and by [item 5](#) the optimization function is linear in the edge costs. Hence by linearity of expectation, the optimum solution in the embedding, computed by the algorithm given by [item 1](#), has expected cost at most $(1 + O(\varepsilon))(OPT_G + O(\varepsilon\kappa)) = (1 + O(\varepsilon))OPT_G$. This solution still has to be converted into a solution of the input graph G , which can be done by [item 6](#) with only an $O(\varepsilon\kappa)$ additive overhead. Hence we obtain an approximation scheme.

We still need to argue that we obtain the same treewidth bound of [Theorem 1.3](#) when using shifted hubs. In particular, it might be that the approximate core hubs are not locally sparse, due to the additional $\varepsilon\kappa/n$ shift. To argue that local sparsity can be maintained, we make the level j for which $\varepsilon\kappa/n \in (r_j, r_{j+1}]$ the lowest level, i.e. for any level below j we remove all hubs. Note that the resulting set of hubs still covers all distances in the $\varepsilon\kappa/n$ -net. The total shift of a hub is now at most $\varepsilon\kappa/n + \varepsilon r_i \leq r_{j+1} + \varepsilon r_i \leq (c/4 + \varepsilon)r_i$, since we made j the lowest level. If we assume that $\varepsilon \leq 1$ then this shift is less than $cr_i/2$. Accordingly, [Lemma 6.2](#) still implies that the hubs in X_T are locally $3ks$ -sparse, as needed. All other proofs are as before and thus we obtain the same treewidth bound as in [Theorem 1.3](#).

Thus if all claimed properties for the considered problems are true, then this gives us QPTASs for low highway dimension graphs, as claimed in [Theorem 8.1](#). We will go on to argue that each of the properties can be maintained for Travelling Salesman, Steiner Tree, and Facility Location. For the latter two, in addition to using a net as input instead of G , we also need to specify the additional input parameters. In particular for Steiner Tree, in addition to assigning each vertex of G to the closest net point, we also need to shift terminals. More concretely, if a terminal of R is

assigned to a vertex v of the net, then we make v a terminal of the net. For Facility Location we need to adapt the opening costs in the net, which we do by setting the cost of a vertex v in the net to the smallest cost of any vertex of G assigned to v .

For each of the three problems, the linearity of the optimization function as required by [item 5](#) is obvious from their definitions. For Travelling Salesman and Steiner Tree, [Bateni et al. \[16\]](#) show how to solve these problems in time $n^{O(1)} \cdot t^t$, where t is the treewidth of the input instance. For Facility Location, [Ageev \[6\]](#) gives an $O(n^{t+2})$ algorithm. This settles [item 1](#). It is well-known that a 2-approximation for Travelling Salesman can be obtained from the minimum spanning tree (MST), and that for Steiner Tree the MST on the metric induced by the terminals is a 2-approximation (see e.g. [\[39\]](#)). [Mahdian et al. \[33\]](#) give a 1.52-approximation algorithm for the Facility Location problem. Hence we obtain an estimate $\kappa = \Theta(OPT_G)$ in each case, so that also [item 2](#) is true.

It is easy to see that for any instance of the Travelling Salesman problem, OPT_G is at least twice the diameter of the graph G . For Steiner Tree, observe that the maximum distance between two terminals is at most OPT_G . Therefore we can remove Steiner vertices (vertices that are not terminals) which are farther away from any terminal than κ . Thus the diameter of G is $O(\kappa)$. For Facility Location, consider a subgraph induced by edges of length at most κ . Note that in an optimal solution, for any vertex the closest facility will be in its connected component in this subgraph. Hence we can solve the problem on each component separately. The diameter of such a component is at most $O(n\kappa)$. Therefore, we can assume that [item 3](#) is true in each case.

The optimum Travelling Salesman tour in the net is at most OPT_G , since the net is a subset of V . Since the terminals for the Steiner Tree problem are shifted by at most δ in a δ -net, the optimum solution in the net has cost at most $OPT_G + n\delta$. By setting the vertex weights of the net as described above for the Facility Location problem, taking each facility of the optimum solution in G and shifting it to the vertex of a δ -net it is assigned to will increase only the total connection cost by at most $n\delta$. Hence the optimum solution in the net (with the adapted vertex weights) has cost at most $OPT_G + n\delta$. This shows [item 4](#) for each problem.

Given a solution of a δ -net of a graph G for Travelling Salesman, we obtain a tour for G by making a detour from each vertex v of the net to the vertices of G assigned to v . The total overhead of this step is at most $2n\delta$. For Steiner Tree, we obtain a solution for G by connecting each terminal in R to the terminal of the δ -net it is assigned to. This introduces an additional cost of $n\delta$ in total. The algorithm for Facility Location by [Ageev \[6\]](#) solves a generalization of the problem where the connection cost of each vertex is weighted. More concretely, in addition to the weight determining the opening cost, each vertex v also has a weight $\varphi(v)$, and the connection cost of v for a set W of facilities is $\varphi(v) \cdot \text{dist}(v, W)$. In a δ -net we can set $\varphi(v)$ to be the number of vertices of G assigned to v . If a facility is opened on a vertex v of the net, we obtain a solution to G by shifting the facility to the vertex of smallest opening cost assigned to v . By our choice of the opening costs in the net, the total opening cost for the solution in G is the same as for the solution in the net. Due to the additional weights $\varphi(v)$, the total connection cost in the solution for G is at most $n\delta$ larger than in the solution for the δ -net. This shows [item 6](#), which was the last needed property to prove [Theorem 8.1](#).

9 Comparing alternative definitions of the highway dimension

In this section we compare the different definitions of highway dimension, as given in [\[1, 2, 3\]](#) and this paper. We also consider the hardness of computing the highway dimension. The original definition of [\[1\]](#) is the one we consider in the present work (with violation $\lambda = 0$ in [Definition 1.1](#)). In a follow-up paper [\[2\]](#) a more general definition was given (along with alternative notions such as the *average*

and *cardinality-based* highway dimension, which we do not consider here). Later in [3] another much more restrictive definition was given, under which graphs of constant highway dimension also have constant doubling dimension. Hence using this definition, the result of Talwar [38] can be applied immediately to obtain a bounded-treewidth embedding with small distortion.

Note that this is not true for graphs of constant highway dimension according to Definition 1.1: a star with unit edge lengths can use the center vertex as the single hub for any scale, since all shortest paths pass through it. Hence its highway dimension is 1, but the doubling dimension of a star is $\log_2 n$. In the following we will show that in fact a graph that has constant highway dimension according to [3], also has constant highway dimension according to Definition 1.1 if the violation is zero. Hence the original definition of [1] is a generalization of the one used in [3]. As far as we know, this has not been observed anywhere else yet. The highway dimension in [3] is defined as follows.

Definition 9.1 ([3]). Given a shortest path $P = (v_1, \dots, v_k)$ and $r > 0$, an r -witness path P' is a shortest path with length more than r , such that P' can be obtained from P by adding at most one vertex to each end. That is, either $P' = P$, or $P' = (v_0, v_1, \dots, v_k)$, or $P' = (v_1, \dots, v_k, v_{k+1})$, or $P' = (v_0, v_1, \dots, v_k, v_{k+1})$. If P has an r -witness path P' it is said to be r -significant, and P is (r, d) -close to a vertex v if $\text{dist}(P', v) \leq d$. The *highway dimension* of a graph G is the smallest integer k such that for all $r > 0$ and $v \in V$, there is a hitting set of size at most k for the r -significant paths that are $(r, 2r)$ -close to v .

The following lemma from [3] implies that an embedding for a graph of constant highway dimension according to Definition 9.1 can easily be obtained by applying Theorem 5.5.

Lemma 9.2 ([3]). *A graph that has highway dimension k according to Definition 9.1 has doubling dimension at most $\log_2(k + 1)$.*

Lemma 9.2 is also useful to prove that graphs with constant highway dimension according to Definition 9.1 also have constant highway dimension according to Definition 1.1, as we show next.

Lemma 9.3. *A graph G that has highway dimension k according to Definition 9.1 has highway dimension $O(k^2)$ according to Definition 1.1 for violation $\lambda = 0$.*

Proof. Consider any ball B of radius $4r$ around a vertex v of G . We need to show that there is a hitting set of size $O(k^2)$ for all shortest paths of length more than r entirely contained in B . Since the doubling dimension of G is at most $\log_2(k + 1)$ by Lemma 9.2, there are at most $k + 1$ balls of radius $2r$ that cover all vertices in B . In particular, any shortest path of length more than r that is contained in B also intersects some of the $k + 1$ balls of radius $2r$. That is, each such shortest path has a vertex that is at distance at most $2r$ to some center vertex of one of the $k + 1$ balls. Each of these balls has a hitting set of size at most k for the r -significant paths that are $(r, 2r)$ -close to its respective center vertex. Since any shortest path of length more than r is its own r -witness, the union of all these hitting sets intersects all the shortest paths of length more than r in B . Hence there is a hub set of size $k(k + 1)$ that hits all necessary shortest paths in B . \square

We now turn to the more general definition of highway dimension given in [2]. Here the idea is that the hubs need only hit shortest paths that pass through a ball of radius $2r$, instead of shortest paths that are contained in a ball of radius $4r$.

Definition 9.4 ([2]). The *highway dimension* of a graph G is the smallest integer k such that for every scale $r > 0$, and every ball $B_{2r}(v)$ of radius $2r$, there are at most k vertices of V hitting all shortest paths of length in $(r, 2r]$ and intersecting $B_{2r}(v)$.

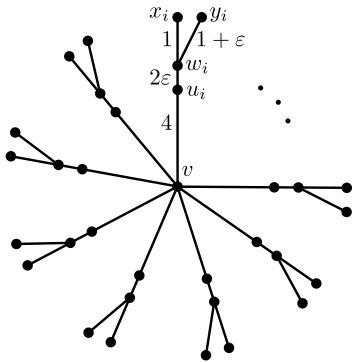


Figure 6: An example, which has highway dimension 2 according to Definition 9.4, and for which Lemma 6.2 is not true due to $B_4(v)$ and vertices w_i .

It is easy to see that Definition 9.4 is a generalization of Definition 1.1 for violation $\lambda = 0$, since any path of length at most $2r$ that intersects a ball $B_{2r}(v)$ is also entirely contained in the ball $B_{4r}(v)$. Interestingly however, we do not know how to generalize our embedding results to this more general definition. In particular, we can show that Lemma 6.2 does not hold for graphs of constant highway dimension according to Definition 9.4, as the next lemma implies. Hence an alternative method to the one developed in this paper would be needed to find an embedding of low distortion.

Lemma 9.5. *For any integer l there exists a graph with highway dimension $k = 2$ according to Definition 9.4, and the following properties. There is a scale $r > 0$ for which there is a ball B of radius $2r$, such that a minimal locally 2-sparse shortest path cover contains $l + 1$ hubs, each of which is at distance at most $2r$ from some vertex in B .*

Proof. Given l we construct a star-like graph G as follows (see Figure 6). It has a center vertex v , and for each $i \in \{1, \dots, l\}$ it has four vertices u_i, w_i, x_i, y_i . There is an edge from v to u_i of length 4, from u_i to w_i of length 2ε , from w_i to x_i of length 1, and from w_i to y_i of length $1 + \varepsilon$, for some suitably small $\varepsilon > 0$.

We first prove that G has highway dimension $k = 2$ according to Definition 9.4. Consider a ball $B_{2r}(v)$ centered at v . If $r < 2$ then this ball contains only v and there is nothing to show. If $r \in [2, 2 + \varepsilon)$ then $B_{2r}(v) = \{v, u_1, \dots, u_l\}$, and it suffices to choose v as the only hub for this ball: any shortest path intersecting the ball and not containing the hub v has length at most $1 + 3\varepsilon$ (e.g. $u_1 w_1 y_1$), which is shorter than r . If $r \geq 2 + \varepsilon$ then $w_i \in B_{2r}(v)$ for all i and the paths $x_i w_i y_i$ intersect the ball. It still suffices to choose v as the only hub since a shortest path that does not contain v has length at most $2 + \varepsilon$ (e.g. $x_1 w_1 y_1$), and only paths of length more than r need to be hit by the hubs. Now consider a ball $B_{2r}(z_i)$ for some $z_i \in \{u_i, w_i, x_i, y_i\}$. If $r < 4$ then $B_{2r}(z_i) \subseteq \{v, u_i, w_i, x_i, y_i\}$, and it suffices to choose $\{v, w_i\}$ as the hub set since any path intersecting the ball passes through one of these vertices (if, for instance, $z_i = u_i$ and $r = 2$ then this choice is also necessary due to $x_i w_i y_i$ and $v u_i$). If $r \geq 4$ then it suffices to choose only v as a hub, since any shortest path not using v has length at most $2 + \varepsilon$.

To prove that the claimed shortest path cover exists, consider the scale $r = 2$, for which $\text{SPC}(r) = \{v, w_i \mid 1 \leq i \leq l\}$. This shortest path cover is minimal due to the $x_i w_i y_i$ paths of length $2 + \varepsilon > r$, and the $v u_i$ paths of length $4 = 2r$, for each i . It is also locally 2-sparse since the $B_{2r}(u_i)$ balls contain the maximum number of two hubs of $\text{SPC}(r)$. Now consider the ball $B := B_{2r}(v) = \{v, u_1, \dots, u_l\}$. Even though it contains only the hub v , each hub w_i has a vertex u_i in B at distance $2\varepsilon \leq 2r$, which proves the claim. \square

Note that the graph constructed in the above proof does not have constant highway dimension according to Definition 1.1 with violation $\lambda = 0$. This is because at scale $r = 2$, the ball centered at v with radius $4r$ contains the $x_i w_i y_i$ paths, each of which needs to be covered by a hub.

Next we observe that introducing a violation to the original definition of [1] is not an entirely innocuous change. In particular there are graphs for which the highway dimension grows significantly when changing the violation only slightly, as the following lemma shows.

Lemma 9.6. *For any constant $c > 4$ there is a graph that, according to [Definition 1.1](#), has highway dimension 1 with respect to c and highway dimension $\Omega(n)$ with respect to any $c' > c$.*

Proof. We construct a spider graph as follows. Let $l \gg 1$ be a parameter and $G = (V, E)$ where $V = \{u, v_1, w_1, \dots, v_l, w_l\}$, and $E = \{(u, v_i), (v_i, w_i) | 1 \leq i \leq l\}$, and for all i the lengths of (u, v_i) and (v_i, w_i) are $c - 1$ and 1, respectively. If $r \geq 1$ then the hub u covers all paths longer than r in any ball of radius cr . Consider a ball $B_{cr}(t)$ for any vertex t where $r < 1$. If $t = u$, the hub u covers all paths in $B_{cr}(t)$ of length $(r, cr]$. If t is v_i or w_i for some i then v_i covers all requisite paths in $B_{cr}(t)$ because $B_{cr}(t)$ cannot contain v_j or w_j for $j \neq i$. Therefore the highway dimension of G with respect to c is 1.

On the other hand, for any $c' > c$, let $r = c/c'$ and consider the ball $B_{c'r}(u)$, which has radius $c' \cdot c/c' = c$ and covers the entire graph. Any set of hubs that covers paths of length more than $c/c' < 1$ must cover all edges (v_i, w_i) and must therefore include v_i or w_i for every i . Hence the highway dimension with respect to c' is at least $l = (n - 1)/2$. \square

Finally, we also show that computing the highway dimension according to [Definition 1.1](#) is NP-hard. It remains open whether this is also true when considering the more restrictive highway dimension definition from [\[3\]](#).

Theorem 9.7. *Computing the highway dimension according to [Definition 1.1](#) is NP-hard, for any violation $\lambda \geq 0$, even on graphs with unit edge lengths.*

Proof. The reduction is from the NP-hard Vertex Cover problem [\[28\]](#): given a graph $G = (V, E)$ we need to compute a minimum sized set of vertices $C \subseteq V$ hitting each edge, i.e. $v \in C$ or $u \in C$ for each $vu \in E$. For the reduction we introduce an additional vertex w and connect it with every vertex in V . Then we give each edge of the resulting graph G' unit length.

A hub set hitting each shortest path of length 1 is exactly a vertex cover for a graph with unit edge lengths. Note that for scale $r = 1/c$, the ball $B_{cr}(w)$ contains all vertices of the graph G' . Hence removing w from the hub set in $B_{cr}(w)$, which hits all shortest paths of length more than r , yields a vertex cover for G , as $c \geq 4$. Conversely, adding w to a vertex cover for G is a hub set in $B_{cr}(w)$ hitting all necessary shortest paths. Thus the highway dimension according to [Definition 1.1](#) is $k + 1$ in the graph G' if and only if the smallest vertex cover in G has size k . \square

10 Conclusions and open problems

Our main result shows that we can find embeddings of low highway dimension graphs into a distribution of bounded treewidth graphs, with arbitrarily small expected distortion. Since the resulting treewidth is polylogarithmic in the aspect ratio, this implies QPTASs for several optimization problems that naturally arise in transportation networks. Hence, even if the network includes links resulting from means of transportation such as airplanes, trains, or buses, our results indicate that these problems are computationally easier than in the general case. It remains open however to determine the complexity of the considered problems on graphs with constant highway dimension. In particular we do not even know whether the problems are NP-hard for these graphs. Also, it remains open whether we really need the more restrictive highway dimension definition as given in [Definition 1.1](#), or whether the more general one in [Definition 9.4](#) suffices to compute an embedding.

As argued in the introduction, even a complete graph can have highway dimension 1, and therefore low highway dimension graphs do not exclude minors. However it is not clear whether the treewidth of such a graph can be bounded in terms of the aspect ratio α . Even though the hardness results in [\[27\]](#) for the p -Center problem on graphs with highway dimension k exclude

treewidth bounds of the form $O(k \log \alpha)$, it is possible that the treewidth of such a graph is of the form $O(\log^k \alpha)$. It seems notoriously difficult however to either prove or disprove this.

Another interesting open problem is the possibility of finding an embedding into a class of graphs with a treewidth that is polylogarithmic in $1/\varepsilon$ but not the aspect ratio. This would imply PTASs for the considered optimization problems. One limiting factor however is that we use the embedding given by Talwar [38] for low doubling dimension graphs in our construction, for which it is unclear how to obtain embeddings with treewidths independent of the aspect ratio. Even though Bartal et al. [13] improve on the result by Talwar [38] by giving a PTAS for the Travelling Salesman problem, the latter result does not give an embedding.

One alternative path to obtaining approximation algorithms is to find so called *padded decompositions* [4]. Whether these exist for low highway dimension graphs is not known. It may also be possible to find reductions from low highway dimension graphs to graphs of bounded treewidth that distort the optimal solutions of the instances by arbitrarily small factors. That is, the reduction would produce a graph on a different vertex set than the input graph, meaning that it is not an embedding. As for planar graphs [5, 16, 18, 31], this would circumvent the issue that better embeddings might not exist (as shown for the planar case [20, 21]). A last option obviously would be to find algorithms that do not use algorithms for bounded treewidth graphs as a back-end, and instead solve the problems on the graphs directly, as for instance was done for Euclidean metrics [7, 8, 9] and, in the case of the Travelling Salesman problem, also for low doubling metrics [13].

References

- [1] I. Abraham, A. Fiat, A. V. Goldberg, and R. F. Werneck. Highway dimension, shortest paths, and provably efficient algorithms. In *Proceedings of the Twenty-First Annual ACM-SIAM Symposium on Discrete Algorithms*, pages 782–793, 2010. doi: 10.1137/1.9781611973075.64.
- [2] I. Abraham, D. Delling, A. Fiat, A.V. Goldberg, and R.F. Werneck. Vc-dimension and shortest path algorithms. In *Automata, Languages and Programming*, pages 690–699. Springer, 2011. doi: 10.1007/978-3-642-22006-7_58.
- [3] I. Abraham, D. Delling, A. Fiat, A. V. Goldberg, and R. F. Werneck. Highway dimension, shortest paths, and provably efficient shortest path algorithms. In *Technical Report*, 2013. URL <http://research.microsoft.com/apps/pubs/default.aspx?id=201061>.
- [4] I. Abraham, C. Gavoille, A. Gupta, O. Neiman, and K. Talwar. Cops, robbers, and threatening skeletons: Padded decomposition for minor-free graphs. In *Proceedings of the 46th Annual ACM Symposium on Theory of Computing*, pages 79–88, 2014. doi: 10.1145/2591796.2591849. URL <http://doi.acm.org/10.1145/2591796.2591849>.
- [5] A. A. Ageev. An approximation scheme for the uncapacitated facility location problem on planar graphs. Citeseer. URL <http://citeseerx.ist.psu.edu/viewdoc/summary?doi=10.1.1.15.6980>.
- [6] A. A. Ageev. A criterion of polynomial-time solvability for the network location problem. In *Integer Programming and Combinatorial Optimization*, pages 237–245, 1992.
- [7] S. Arora. Polynomial time approximation schemes for euclidean traveling salesman and other geometric problems. *Journal of the ACM*, 45(5):753–782, 1998. doi: 10.1145/290179.290180.

- [8] S. Arora. Approximation schemes for np-hard geometric optimization problems: A survey. *Mathematical Programming*, 97(1-2):43–69, 2003. doi: 10.1007/s10107-003-0438-y.
- [9] S. Arora, P. Raghavan, and S. Rao. Approximation schemes for euclidean k-medians and related problems. In *Proceedings of the thirtieth annual ACM symposium on Theory of computing*, pages 106–113. ACM, 1998. doi: 10.1145/276698.276718.
- [10] Sanjeev Arora. Polynomial time approximation schemes for euclidean traveling salesman and other geometric problems. In *Proceedings of the 37th annual IEEE Symposium on Foundations of Computer Science*, pages 2–11, 1996. doi: 10.1109/SFCS.1996.548458.
- [11] Y. Bartal. Probabilistic approximation of metric spaces and its algorithmic applications. In *Proceedings of the 37th Annual Symposium on Foundations of Computer Science*, pages 184–193. IEEE, 1996. doi: 10.1109/SFCS.1996.548477.
- [12] Y. Bartal. On approximating arbitrary metrics by tree metrics. In *Proceedings of the thirtieth annual ACM symposium on Theory of computing*, pages 161–168. ACM, 1998. doi: 10.1145/276698.276725.
- [13] Y. Bartal, L.-A. Gottlieb, and R. Krauthgamer. The traveling salesman problem: low-dimensionality implies a polynomial time approximation scheme. In *Proceedings of the forty-fourth annual ACM symposium on Theory of computing*, pages 663–672. ACM, 2012. doi: 10.1145/2213977.2214038.
- [14] Holger Bast, Stefan Funke, Domagoj Matijevec, Peter Sanders, and Dominik Schultes. In transit to constant time shortest-path queries in road networks. In *ALLENEX*. SIAM, 2007. doi: 10.1137/1.9781611972870.5.
- [15] Holger Bast, Stefan Funke, and Domagoj Matijevec. Ultrafast shortest-path queries via transit nodes. *The Shortest Path Problem: Ninth DIMACS Implementation Challenge*, 74:175–192, 2009. URL <http://citeseerx.ist.psu.edu/viewdoc/summary?doi=10.1.1.138.7223>.
- [16] M. Bateni, C. Chekuri, A. Ene, M. T. Hajiaghayi, N. Korula, and D. Marx. Prize-collecting steiner problems on planar graphs. In *Proceedings of the twenty-second annual ACM-SIAM symposium on Discrete Algorithms*, pages 1028–1049. SIAM, 2011. doi: 10.1137/1.9781611973082.79.
- [17] R. Bauer, T. Columbus, I. Rutter, and D. Wagner. Search-space size in contraction hierarchies. In *Automata, Languages, and Programming*, pages 93–104. Springer, 2013. doi: 10.1007/978-3-642-39206-1_9.
- [18] G. Borradaile, C. Kenyon-Mathieu, and P. Klein. A polynomial-time approximation scheme for steiner tree in planar graphs. In *Proceedings of the Eighteenth Annual ACM-SIAM Symposium on Discrete Algorithms*, pages 1285–1294, 2007. doi: 10.1145/1541885.1541892.
- [19] M. Brazil, R. L. Graham, D. A. Thomas, and M. Zachariasen. On the history of the euclidean steiner tree problem. *Archive for History of Exact Sciences*, 68(3):327–354, 2014. doi: 10.1007/s00407-013-0127-z.
- [20] D. E. Carroll and A. Goel. Lower bounds for embedding into distributions over excluded minor graph families. In *Proceedings of the 12th European Symposium on Algorithms*, pages 146–156. Springer, 2004. doi: 10.1007/978-3-540-30140-0_15.

- [21] A. Chakrabarti, A. Jaffe, J. Lee, and J. Vincent. Local moves and lossy invariants in planar graph embeddings. In *Proceedings of the 49th annual IEEE Symposium on Foundations of Computer Science*, 2008.
- [22] T-H. Chan and A. Gupta. Approximating TSP on metrics with bounded global growth. *SIAM Journal on Computing*, 41(3):587–617, 2012.
- [23] M. Chlebík and J. Chlebíková. Approximation hardness of the steiner tree problem on graphs. In *Scandinavian Workshop on Algorithm Theory*, pages 170–179. Springer, 2002. doi: 10.1007/3-540-45471-3_18.
- [24] W. Cook. *In pursuit of the traveling salesman: mathematics at the limits of computation*. Princeton University Press, 2012.
- [25] L. Engebretsen and M. Karpinski. Approximation hardness of tsp with bounded metrics. In *Proceedings of the 28th International Colloquium on Automata, Languages and Programming*, pages 201–212. Springer-Verlag, 2001. doi: 10.1007/3-540-48224-5_17.
- [26] J. Fakcharoenphol, S. Rao, and K. Talwar. A tight bound on approximating arbitrary metrics by tree metrics. In *Proceedings of the thirty-fifth annual ACM symposium on Theory of computing*, pages 448–455. ACM, 2003.
- [27] A. E. Feldmann. Fixed parameter approximations for k-center problems in low highway dimension graphs. In *Proceedings of the 42nd International Colloquium on Automata, Languages, and Programming ICALP (C)*, pages 588–600, 2015. doi: 10.1007/978-3-662-47666-6_47. URL http://dx.doi.org/10.1007/978-3-662-47666-6_47.
- [28] M.R. Garey and D.S. Johnson. *Computers and intractability*, volume 29. Freeman, 2002.
- [29] S Guha and S Khuller. Greedy strikes back: Improved facility location algorithms. *Journal of algorithms*, 31(1):228–248, 1999. doi: 10.1006/jagm.1998.0993.
- [30] A. Gupta, R. Krauthgamer, and J. R Lee. Bounded geometries, fractals, and low-distortion embeddings. In *Foundations of Computer Science, 2003. Proceedings. 44th Annual IEEE Symposium on*, pages 534–543. IEEE, 2003. doi: 10.1109/SFCS.2003.1238226.
- [31] P. Klein. A linear-time approximation scheme for tsp in undirected planar graphs with edge-weights. *SIAM Journal on Computing*, 37(6):1926–1952, 2008. doi: 10.1137/060649562.
- [32] Adrian Kosowski and Laurent Viennot. Beyond highway dimension: small distance labels using tree skeletons. In *Proceedings of the Twenty-Eighth Annual ACM-SIAM Symposium on Discrete Algorithms*, pages 1462–1478. SIAM, 2017.
- [33] Mohammad Mahdian, Yinyu Ye, and Jiawei Zhang. Approximation algorithms for metric facility location problems. *SIAM J. Comput.*, 36(2):411–432, August 2006. ISSN 0097-5397. doi: 10.1137/S0097539703435716.
- [34] J. S. B. Mitchell. Guillotine subdivisions approximate polygonal subdivisions: A simple polynomial-time approximation scheme for geometric tsp, k-mst, and related problems. *SIAM Journal on Computing*, 28(4):1298–1309, 1999. doi: 10.1137/S0097539796309764.
- [35] N. Robertson and P. D. Seymour. Graph minors. ii. algorithmic aspects of tree-width. *Journal of algorithms*, 7(3):309–322, 1986. doi: 10.1016/0196-6774(86)90023-4.

- [36] A. Schrijver. On the history of combinatorial optimization (till 1960). *Handbooks in Operations Research and Management Science: Discrete Optimization*, 12:1, 2005.
- [37] H. K. Smith, G. Laporte, and P. R. Harper. Locational analysis: highlights of growth to maturity. *Journal of the Operational Research Society*, pages S140–S148, 2009. doi: 10.1057/jors.2008.172.
- [38] K. Talwar. Bypassing the embedding: algorithms for low dimensional metrics. In *Proceedings of the thirty-sixth annual ACM symposium on Theory of computing*, pages 281–290. ACM, 2004. doi: 10.1145/1007352.1007399.
- [39] Vijay V. Vazirani. *Approximation Algorithms*. Springer-Verlag New York, Inc., New York, NY, USA, 2001. ISBN 3-540-65367-8.